



UNITED IN RED

2 0 1 5 S P I D E R F O O T B A L L



2015 MEDIA SUPPLEMENT



2015 QUICK FACTS

TABLE OF CONTENTS

Quick Facts 1
 Roster/Schedule 2
 Head Coach Danny Rocco..... 3
 Coaching Staff 4
 Players to Watch 5-7
 This Is Spider Football 8
 2014 Results/Statistics..... 9
 2014 Defensive Statistics..... 10
 2014 Game-By-Game Statistics..... 11
 All-Americans 12
 All-Conference Honors..... 13-14
 All-Star Games 14
 Rushing Records..... 15
 Passing Records..... 16
 Receiving Records 17
 Total Offense/All-Purpose Records..... 18
 Scoring Records 19
 Special Teams Records..... 20
 Defensive Records..... 21
 Team Records..... 22
 The Bowl Years..... 23
 Playoff Games (1984-2008)..... 24-30
 2008 National Championship 31
 Playoff Games (2009-14) 32-33
 All-Time Results 34-37
 Series Records..... 38-41
 Record Versus All Opponents 42
 Top 25/Homecoming Results..... 43
 Spiders in Pro Football..... 44-45
 Spiders in the NFL Draft..... 45
 Coaching Records..... 46
 All-Time Roster 47-50

University Information

Location University of Richmond, VA 23173
 Founded..... 1830
 Enrollment 2,950
 Nickname Spiders
 School Colors..... Red and Blue
 Stadium..... E. Claiborne Robins Stadium
 Opened September 18, 2010
 Capacity 8,700
 Surface..... FieldTurf Pro (Installed Summer of 2012)
 President Dr. Ronald A. Crutcher (Miami University, 1969)
 Athletics Director Keith Gill (Duke, 1994)

Team Information

Head Coach Danny Rocco
 Alma Mater, Year Wake Forest, 1984
 Record/Years at Richmond 23-14/Three
 Career Record/Years 70-34/Nine
 Affiliation NCAA Champ. Subdivision (FCS)
 Conference..... CAA Football
 2013 Record 9-5
 CAA Record (Finish)..... 5-3 (4th)
 Starters Returning/Lost 12/13
 Offensive Starters Returning/Lost..... 5/6
 Defensive Starters Returning/Lost..... 4/7
 Special Teams Starters Returning/Lost 3/0

Program History

Seasons of Football 132nd in 2015
 First Season..... 1881
 All-Time Record (Pct.) 516-623-53 (.455)
 All-Time Postseason Record (Pct.)..... 12-9 (.571)
 All-Time Bowl Record (Pct.)..... 1-1 (.500)
 All-Time National Championships..... 1 (2008)
 All-Time Conference Championships..... 11
 Southern 4 (1968, 1969, 1971, 1975)
 Yankee 1 (1987)
 Atlantic 10..... 3 (1998, 2000, 2005)
 CAA Football..... 3 (2007, 2009, 2012)
 NCAA FCS Playoff Appearances... 9 (1984, 1987, 1998, 2000, 2005, 2007, 2008, 2009, 2014)
 All-Time Playoff Record (Pct.) 11-8 (.579)
 Last Playoff Appearance 2014 (Second Round)

Athletic Public Relations

Web Site RichmondSpiders.com
 Athletic Department Phone 804-289-8363
 Athletic Department Fax 804-287-1919
 Assistant Director of Athletic Public Relations (Football Contact)..... Scott Burns
 Office Phone 804-287-6313
 Email sburns2@richmond.edu
 Assistant Director of Athletic Public Relations (Secondary Football Contact) Matt Moretti
 Office Phone 804-287-6312

Social Media

Football Twitter @SpiderFootball
 Richmond Football Facebook Page Facebook.com/RichmondSpidersFootball
 Football Instagram..... Instagram.com/RichmondFootball



No.	Name	Pos.	Ht.	Wt.	Year	Hometown (High School/Previous School)
1	Jacobi Green	RB	5-9	192	Sr.	Jacksonville, Fla. (Ed White)
2	Billy Caughell	LB	6-1	212	Fr.	Apopka, Fla. (Apopka)
2	Jeremiah Hamlin	RB	5-10	221	So.	Jacksonville, Fla. (Fork Union/University Christian)
3	Tafon Mainsah	DB	5-10	200	R-So.	Charlotte, N.C. (Charlotte Catholic)
4	Seth Fisher	RB	6-2	232	R-Sr.	Salem, Va. (Salem)
4	Micah Keels	DB	6-2	170	Fr.	Washington D.C. (Fork Union Military Academy)
5	Kyle Lauletta	QB	6-3	208	R-So.	Exton, Pa. (Downingtown East)
6	Dominique Miller	DB	5-8	175	R-Sr.	Woodbridge, Va. (C.D. Hylton)
7	Kevin Johnson	QB	6-0	180	Fr.	Atlanta, Ga. (Pace Academy)
8	Porter Abell	WR	5-11	185	R-So.	Lexington, Va. (Rockbridge County)
8	Jarriel Jordan	DB	5-8	172	So.	Fort Washington, Md. (DeMatha)
9	Stephon Jacob	TE	6-2	238	R-Fr.	Damascus, Md. (Damascus)
9	Ayo Ogunniji	DB	6-0	193	Sr.	Waldorf, Md. (Westlake)
10	Caleb Drake	WR	6-1	178	R-Fr.	Troy, N.C. (West Montgomery)
10	Trevor Jones	DB	5-10	188	R-Sr.	Charles City, Va. (Charles City)
11	Reggie Diggs	WR	6-4	200	Sr.	Dendron, Va. (Surry County)
12	Brian Brown	WR	6-1	198	Jr.	Richmond, Va. (Hermitage)
12	Justin Rubin	LB/DB	6-2	210	Fr.	Southampton, Pa. (Archbishop Wood)
13	David Jones	DB	6-1	187	R-Jr.	St. Petersburg, Fla. (St. Petersburg)
14	David Broadus	QB	6-4	227	R-Jr.	Suwanee, Ga. (Lambert)
15	Brendan Coniker	DB	6-0	198	R-So.	Pittsburgh, Pa. (North Allegheny)
16	Will Dearing	QB	6-3	191	Fr.	Winchester, Va. (John Handley)
16	D.J. Helkowski	P	6-0	232	So.	Warrenton, Va. (Fauquier)
17	Jarmal Bevels	WR	6-3	188	So.	Fredericksburg, Va. (James Monroe)
18	Dejon Brissett	WR	6-2	180	Fr.	Mississauga, Ontario (Lake Forest Academy (Ill.))
19	Charles Mack	DB	6-1	200	Jr.	Lithonia, Ga. (Wesleyan School)
20	T.J. Moon	RB	5-9	234	R-Jr.	Stone Mountain, Ga. (Stephenson)
21	Adam Sahd	WR/P	5-11	189	R-So.	Mountville, Pa. (Penn Manor)
22	Deontez Fleet	DB	6-0	190	Fr.	Indian Head, Md. (Henry E. Lackey)
22	Dale Matthews	LB	5-10	238	R-Fr.	Bowie, Md. (DeMatha)
23	Selton Hodge	LB	6-2	223	R-Jr.	Washington, D.C. (Friendship Collegiate Academy)
24	David Norris	LB	6-2	205	R-Fr.	Madison, Ala. (UAB/Bob Jones)
25	Tim Thomas	DB	5-11	178	R-Jr.	Surry, Va. (Surry County)
26	Trey Moore	LB	6-0	230	So.	Memphis, Tenn. (Memphis University School)
27	Jay Palmer	RB	6-0	198	Fr.	Princeton, W. Va. (Princeton)
28	David Herlocker	DB	6-2	214	Sr.	Charlotte, N.C. (Charlotte Catholic)
29	Tariq Abdul-Akbar	DB	5-9	158	Jr.	Baltimore, Md. (Northwestern)
30	James Pavik	FB	6-1	227	R-Jr.	Mathews, Va. (Mathews)
31	Joshua Anderson	DB	5-8	172	Fr.	Woodbridge, Va. (Freedom)
32	Brandon Waller	DL	6-3	257	R-So.	Ardmore, Pa. (Haverford)
33	Peter Yoder	K	6-4	180	Jr.	Dallas, Texas (Cistercian Preparatory)
34	Jacob Roberson	DB	5-10	177	Fr.	Richmond, Va. (St. Christopher's School)
35	Gordon Collins	RB	5-10	211	So.	Stafford, Va. (Mountain View)
36	Paul Padalino	LB	6-0	225	Fr.	Potomac, Md. (Landon School)
38	Ganon Hingst	RB	5-7	199	R-Fr.	Henrico, Va. (St. Christopher's School)
39	Graham Latham	LS	6-2	195	So.	Midlothian, Va. (Monacan)
40	Chad Wiggins	LB	6-0	234	R-Fr.	Centreville, Va. (Centreville)
41	Kieran Gregory	DL	6-2	230	Jr.	Germantown, Md. (Quince Orchard)
42	Ben Schriber	LB/DL	6-3	218	Fr.	Berkeley, Calif. (Saint Mary's College)
43	Logan Sedergren	DB	6-1	180	R-Fr.	Concord, N.C. (Concord)
44	Griffin Trau	P/K	5-8	160	R-Fr.	Culver, Ind. (Western Reserve Academy)
45	Madison Day	LB	6-3	210	Jr.	Midlothian, Va. (Midlothian)
46	Omar Howard	LB	6-0	231	R-Jr.	Midlothian, Va. (Midlothian)
47	Josh Murray	WR	5-10	191	R-Jr.	Roanoke, Va. (North Cross)
48	Troy Springer	LB	6-3	200	R-Fr.	Fairfax, Va. (Fairfax)
50	John Yarbrough	OL	6-5	270	Fr.	Homewood, Ala. (Homewood)
51	Nick Ritcher	OL	6-6	304	R-Sr.	Raleigh, N.C. (Ravenscroft)
54	Jeffrey Phipps	OL	6-2	280	Fr.	Mechanicsville, Va. (Lee Davis)
55	Nicholas Vergos	OL	6-3	283	R-Jr.	Memphis, Tenn. (Memphis University School)
58	Thomas Evans	OL	6-3	316	R-Jr.	Franklin, N.C. (Franklin)
60	Marius Young	OL	6-2	274	So.	Richmond, Va. (Hermitage)
64	Jared Coker	OL	6-3	303	R-Fr.	Niceville, Fla. (Briar Woods)
65	Tyler Cole	OL/DL	6-4	270	Fr.	Purcellville, Va. (Woodgrove)
66	Alex Light	OL	6-5	287	So.	Salem, Va. (Salem)
70	Grant Dixon	OL	6-5	275	Fr.	Charlotte, N.C. (Providence)
71	John Snodgrass	OL	6-3	250	Fr.	Jacksonville, Fla. (Fletcher)
73	Caleb High	OL	6-4	299	R-Sr.	Raleigh, N.C. (Millbrook)
75	Patrick Kliebert	OL	6-7	323	R-So.	New Orleans, La. (Archbishop Rummel)
77	Josh Hess	OL	6-6	278	R-Jr.	Richlands, Va. (Richlands)
78	Blane Markham	OL	6-5	270	R-Fr.	Lynchburg, Va. (Liberty Christian Academy)
80	Fernando Gaston	WR	5-8	157	Sr.	Charlottesville, Va. (Randolph-Macon/St. Anne's Belfield)
81	Will McCombs	WR	6-3	190	R-Jr.	Mechanicsville, Va. (Atlee)
82	Tyler Wilkins	WR	6-2	180	Fr.	Richmond, Va. (L.C. Bird)
84	Nick Holloway	TE	6-6	254	R-So.	Apex, N.C. (Cardinal Gibbons)
85	Gershon Ejoni	WR	6-4	185	Fr.	Wake Forest, N.C. (Heritage)
87	Dashon Tibbs	WR	6-1	202	R-So.	Charlottesville, Va. (Fluvanna County High School)
88	Will Geraghty	TE	6-3	245	Fr.	Atlanta, Ga. (Lovett)
89	Garrett Hudson	TE	6-4	240	R-So.	Raleigh, N.C. (UNC/Heritage)
90	Will Ingle	DL	6-3	245	Fr.	Burlington, N.C. (Williams)
91	Andre Booker	DL	6-2	260	Fr.	Richmond, Va. (Manchester)
92	Devin Cook	DL	6-4	240	R-Sr.	Beaver Falls, Pa. (Pitt/Beaver Falls)
93	Nick Velardo	DL	6-2	262	R-Jr.	Charlotte, N.C. (Providence Day)
94	Gary Wortham	DL	5-11	284	R-Jr.	Woodbridge, Va. (Ventura College (CA)/Freedom)
95	Kieno Jones	DL	6-1	281	R-Jr.	Atlanta, Ga. (Grady)
96	DeAnthony Muse	DL	6-0	292	So.	Roanoke, Va. (Northside)
97	Andrew Clyde	DL	6-2	257	R-Fr.	Dallas, Texas (Highland Park)
98	Winston Craig	DL	6-3	294	Jr.	Greensboro, N.C. (Lucy Ragsdale)
99	Kolby Williams	DL	6-2	255	Fr.	Fort Washington, Md. (Landon)
	Kameron Jackson	DB	5-11	195	R-Sr.	Madison, Ala. (UNC/Madison Academy)
	Lemond Johnson	DB	6-1	200	Jr.	Cooper City, Fla. (Tennessee/Cooper City)

2015 SPIDER FOOTBALL SCHEDULE

at Maryland
September 5 • 12:00 PM

at Hampton
September 12 • 6:00 PM

VMI
September 19 • 6:00 PM

MAINE*
October 3 • 3:30 PM
FAMILY WEEKEND

ELON*
October 10 • 3:30 PM

at Rhode Island*
October 17 • 12:00 PM

at James Madison*
October 24 • 3:30 PM


UALBANY*
October 31 • 3:30 PM
HOMECOMING

at New Hampshire*
November 7 • 3:00 PM

at Villanova*
November 14 • 3:30 PM

WILLIAM & MARY*
November 21 • 12:00 PM

* CAA Football Conference game





DANNY ROCCO

HEAD COACH
Fourth Season
Wake Forest, 1984

After a four-year absence from the FCS Playoffs, Rocco led the Spiders back to the postseason in 2014, reaching the second round. The Spiders earned an at-large bid to the playoffs after finishing the regular season with an overall record of 8-4 and a mark of 5-3 in CAA conference play.

Despite another rash of injuries to key players, the Spiders notched a pair of impressive wins over ranked teams to earn their at-large bid. Richmond knocked off No. 3 Villanova, 10-9, before beating No. 19 William & Mary in Williamsburg for the third-straight year to end the season. In the playoffs, Richmond hosted a game for the first time at Robins Stadium, handily defeating Morgan State, 46-24, before falling at No. 6 Coastal Carolina in the second round.

The Spiders were a mainstay in the national rankings all season long in 2014, reaching as high as No. 8. Richmond ended the year ranked No. 16 in both the media and the coaches poll.

After inheriting a Richmond Spiders football team that went 3-8 overall and 0-8 in CAA play in 2011, head coach Danny Rocco arrived in 2012 and immediately made good on the promise he made the day he was hired - return the Spider program back to its winning ways.

In 2013, the Spiders entered the year ranked No. 14 in the country, rising to No. 12 after a season-opening win against VMI. At NC State, Richmond opened up a 21-10 lead in the second half against the Wolfpack, but a last-second field goal would propel NCSU past the Spiders.

Close losses and injuries cost Richmond early in the season, but the team responded under Rocco to win its final four games of the season in impressive fashion. After wins over CAA newcomers Albany and Stony Brook, the Spiders recorded an impressive, 46-43 win at No. 21 Delaware. Then in the final game of the season, Rocco led the team to its second-straight Capital Cup victory, 31-20, over No. 19-ranked William & Mary.

In 2012, Rocco led Richmond to a share of the CAA Football championship, posting an overall record of 8-3 and a conference mark of 6-2. The five-win turnaround is the second-best in the history of Richmond football, while the six-conference win improvement was the best in the CAA. The Spiders had numerous quality wins in 2012, defeating Villanova in Philadelphia, while also taking down then No. 2-ranked James Madison. Richmond also defeated perennial CAA power Delaware at Robins Stadium.

For his efforts, Rocco was named a finalist not only for the Eddie Robinson Award, but also the Liberty Mutual Coach of the Year Award. Both distinctions marked the fourth time that Rocco had been named a finalist for the two honors in his seven years as a head coach. Rocco was also named The Touchdown Club of Richmond's NCAA Division I Commonwealth of Virginia Coach of the Year.

Continuing the trend he set during his tenure at Liberty, the Spiders led the nation in turnover margin in 2012 (+22), while also leading the country in interceptions with 24. On the other side of the ball, Richmond's offensive line proved to be one of the finest in all of the FCS, leading the CAA and ranking in a tie for third nationally with just five sacks allowed all season.

In three seasons under Rocco, Richmond players have earned 34 All-CAA honors, 12 All-America accolades and one NFL Draft selection.

Prior to coming to Richmond, Rocco had one of the most successful coaching stints in the history of Liberty University. Rocco arrived at Liberty following the program's 1-10 finish in 2005 and transformed the program as the architect of six consecutive winning seasons with the Flames. During his first season in 2006, Liberty won five more games (6-5) than the previous year, an improvement that tied for the best FCS turnaround in the nation that season.

As a result of his immediate impact on the program, Rocco was named Big South Coach of the Year for the first time in school history in 2006, the first of three-straight years he would receive the honor. He would go on to be named a finalist for the national Eddie Robinson Award and Liberty Mutual Coach of the Year Award in each of the final three seasons in Lynchburg.

Since the team's stunning turnaround in 2006, Rocco's teams continued to dominate in the Big South Conference and beyond. The Flames rolled to a 47-20 overall record and an impressive 26-5 mark in Big South play under Rocco, winning no fewer than seven games in each of his final five seasons. Nationally, Liberty finished the last four years ranked inside the Top 25 in both major FCS polls.

During Rocco's six years at the helm in Lynchburg, the Flames captured their first-ever Big South Championship in 2007 - the first of three consecutive conference titles. During this four-year span, Rocco had the third-highest winning percentage among FCS coaches nationally with his 34-11 record (.756).

Liberty was able to achieve and sustain such success under Rocco by winning on both sides of the ball. From 2007-10, the Flames ranked first in the nation among FCS programs with 37.28 scoring average per game while ranking seventh by allowing just 19.17 points per game. The Flames were also the top-ranked team in FCS Football in turnover margin over the course of Rocco's first five seasons at Liberty.

Rocco's players undoubtedly excelled under his guidance at Liberty. He coached 97 Big South all-conference honorees and 19 players who garnered All-America honors, including a pair of consensus All-Americans in running back Rashad Jennings (2008) and kicker Matt Begins (2009, 2010).

Four of Rocco's student-athletes at Liberty, Vince Redd (New England), Stephen Sene (St. Louis), Trey Jacobs (Washington) and Rashad Jennings (Jacksonville) went on to play in the professional ranks in the National Football League. Jennings became Liberty's first NFL Draft selection in two decades when he was chosen in the seventh round by the Jaguars in 2009.

Prior to his arrival at Liberty, Rocco spent the previous five seasons at Virginia, beginning in 2001. Here, he helped guide the Cavaliers to four-consecutive bowl appearances, including back-to-back Continental Tire Bowl victories in 2002 and 2003, and 37 overall wins alongside Al Groh as an assistant head coach and linebacker coach.

Rocco would also serve as the Cavaliers' recruiting coordinator his first year in Charlottesville. His 2002 recruiting class was ranked in the top 10 in the nation by many of the major recruiting services, including a fifth-place ranking by ESPN. Rocco would quickly be promoted to associate head coach while continuing to serve as linebackers coach.

He began his coaching career as a graduate assistant coach at his alma mater, Wake Forest. He spent the 1984 and 1985 seasons with the Demon Deacons before being hired as the defensive line coach before the 1986 season.

Rocco was then hired by Colorado head coach Bill McCartney as an assistant linebackers coach for the 1987 season before heading to Tulsa to serve as the outside linebackers coach from 1998-2000.

He returned to the East Coast for the 1991-93 season to work for current New York Giants head coach Tom Coughlin as his defensive line coach at Boston College, helping Coughlin revitalize the Golden Eagle's return to the national stage as participants in the 1992 Hall of Fame Bowl and the 1993 Carquest Bowl.

Following his successful stint at Boston College, Rocco then served as the outside linebackers coach at the University of Texas at Austin, where the Longhorns captured three straight conference titles, including winning the inaugural Big 12 Championship in 1996 and earning bids to three consecutive bowl games (Sun Bowl, Sugar Bowl, Fiesta Bowl).

His career would then continue at Maryland, where he served as the linebackers coach during the 1998 and 1999 seasons before reuniting with his mentor, Groh, as an assistant linebacker and special teams coach with the New York Jets for the team's 2000 campaign. He would then follow Groh to Virginia for the 2001-2005 seasons.

Rocco began his college playing career at Penn State, where he earned two varsity letters and competed in the 1979 Liberty Bowl and the 1980 Fiesta Bowl before transferring to Wake Forest. While in Winston-Salem, he was a two-year starter and senior captain for Groh.

He was no stranger to coaching after growing up in a football family. His father, Frank Rocco, Sr., served as an assistant coach at Penn State under Hall of Fame coach Joe Paterno before joining the Liberty staff for a six-year stint in 2000. Frank Rocco, Jr., also joined the Flames staff in 2000 as a wide receivers and quarterbacks coach and received a promotion to offensive coordinator prior to his departure in 2003. Both he and brother, Dave, both currently coach at the high school level in Virginia.

A native of Huntingdon, Pa., Rocco is married to the former Julie Mills. They are the parents of two children, David and Amy.

THE DANNY ROCCO FILE

PLAYING HISTORY

- Penn State -- 1979-80
Linebacker for the Nittany Lions
- Wake Forest -- 1981-83
Linebacker; Team captain in 1983

COACHING HONORS

- Four-time Eddie Robinson Award Finalist
- Four-time Liberty Mutual Coach of the Year Finalist
- Three-time Big South Coach of the Year

AS A HEAD COACH

Year	School	Record	Conf.	Finish
2014	Richmond	9-5	5-3	4th
2013	Richmond	6-6	4-4	T-5th
2012	Richmond	8-3	6-2	T-1st
2011	Liberty	7-4	5-1	2nd
2010	Liberty	8-3	5-1	1st
2009	Liberty	8-3	5-1	1st
2008	Liberty	10-2	5-0	1st
2007	Liberty	8-3	4-0	1st
2006	Liberty	6-5	2-2	3rd

Career **70-34** **41-14**

AS AN ASSISTANT COACH

Years	School	Position
2003-05	Virginia	Assoc. HC/LB
2001-02	Virginia	Asst. HC/LB/Rec. Coord.
2000	N.Y. Jets	Asst. LB/S.T.
1998-99	Maryland	Out. LB/Asst. S.T.
1997	Texas	S.T. Coord./DE
1994-96	Texas	Outside LB
1991-93	Boston College	Defensive Line
1988-90	Tulsa	Outside LB
1987	Colorado	Asst. LB
1986	Wake Forest	Defensive Line
1984-85	Wake Forest	Def. G.A.

"When he was with me at Boston College, he was an outstanding young football coach, and he had his blinders on from Day One: Family, Religion and Football. He has great people skills, and as a result, has always been an outstanding recruiter and football coach, and the players enjoy playing for him."

Tom Coughlin - N.Y. Giants Head Coach

"Danny has a proven track record of winning and getting the best out of the student-athletes he serves. He does it the right way. I am sure he will be successful and as a football alumnus welcome him to Richmond."

Mike London - Virginia Head Coach

"I've known Dan Rocco since he was a captain of our team at Wake Forest. Dan knows the game inside and out, and most importantly, knows how to get the best out of his players. He's the fourth member from our Virginia staff to be the head coach at Richmond. They know what they're getting, and that's an outstanding coach."

Al Groh - Former Virginia Head Coach




SPARKY WOODS
Assoc. H.C./RB/Recruiting Coordinator
1st Year at Richmond
Carson Newman, 1976



CHARLIE FISHER
Offensive Coordinator/Quarterbacks
2nd Year at Richmond
Springfield College, 1981



BOB TROTT
Defensive Coordinator
6th Year at Richmond
North Carolina, 1976



DAVE LEGG
Cornerbacks/Special Teams
9th Year at Richmond
Christopher Newport, 1986



LEVERN BELIN
Defensive Line
4th Year at Richmond
Waker Forest, 1991



FONTEL MINES
Wide Receivers
4th Year at Richmond
Virginia, 2007




BILL POLIN
Tight Ends
8th Year at Richmond
Colby College, 2000




MANNY ROJAS
Linebackers
4th Year at Richmond
Liberty, 2007



BLAINE McCORKLE
Offensive Line
4th Year at Richmond
LSU, 2000




CLINT SINTIM
Asst. Linebackers/Defensive Line
1st Year at Richmond
Virginia, 2009



CHRIS STEWART
Director of Strength/Conditioning
7th Year at Richmond
Western Carolina, 1998



CARL KOTZ
Director of Football Operations
3rd Year at Richmond
Clemson, 2003

**BRIAN BROWN** 12

JR. • WR • 6-1/198 • RICHMOND, VA


2015: Preseason All-CAA ... Honorable Mention Preseason All-American by USA College Football

2014: Earned All-CAA Third-Team honors ... Placed on the Second-Team All-CAA by College Sports Madness ... Appeared in all 14 games, earning 10 starts ... Totaled 1,089 receiving yards on 79 receptions with four touchdowns ... His 79 receptions rank fourth all-time ... His 1,089 receiving yards rank sixth all-time ... Had 59 yards rushing off of seven attempts ... Led the squad with 181 yards receiving off of eight catches and two touchdowns at Coastal Carolina ... Picked up 35 yards off six catches in the playoff win against Morgan State ... Had 56 yards off five catches in the win at William & Mary ... Caught five catches to total 52 yards and a touchdown against James Madison ... Picked up 78 yards on four catches at Maine ... Led both teams with 119 yards on eight catches in the win over No. 3 Villanova ... Collected 66 yards on five catches in the win at Elon ... Made three catches for a total of 28 yards in the win against Rhode Island ... Picked up 70 yards off seven catches and a touchdown in the win at Albany ... Led the team with 125 yards on nine catches in the win at Liberty ... Had a career day against No. 7 New Hampshire, collecting 139 yards off 12 receptions for his third 100-yard game as a Spider ... Picked up 30 yards on two catches in the win over Hampton ... Led the team with a career-high 110 yards on five catches, while totaling 91 yards off two kick returns against Morehead State

2013: Appeared in 11 games and is one of six true freshmen to earn playing time during the year ... Totaled 179 yards and two touchdowns off 11 receptions as a true freshman ... Caught two passes for a total of 12 yards, including a touchdown in the win against William & Mary ... Had a career day in the win at Delaware, recording 109 yards and a touchdown off three passes ... Recorded an eight-yard catch against No. 6 Towson ... Snagged a then career-long 24 yard catch at Gardner-Webb ... Caught three catches for 18 yards with a long of 10 in his first collegiate appearance against VMI

High School: Three-star recruit by ESPN.com ... Two-star recruit by Rivals.com ... Rated the 40th-best player in Virginia by ESPN ... Stand-out at both wide receiver and defensive back ... Started three seasons at wide receiver and free safety ... First-Team All-State as a senior ... Second-Team All-State as a junior ... District Player of the Year as a defensive back in 2012 ... Four-time All-Region ... Four-time All-District ... Two-Time All-Metro ... Helped Hermitage to Central Region championships in 2010 and 2011 and a state runner-up finish in 2010

Personal: Son of Tammy Smith and Rodney Brown

**WINSTON CRAIG** 98

JR. • DL • 6-3/294 • GREENSBORO, NC

2014: Appeared in all 14 games, earning 10 starts ... Totaled 35 tackles, 4.0 tackles for loss, 3.0 sacks, one pass breakup, two quarterback hurries and one blocked kick ... Recorded six tackles and one sack for a loss of nine yards at Coastal Carolina ... Had two tackles and a quarterback hurry in the playoff win against Morgan State ... Picked up three tackles and a sack for eight yards in the win at William & Mary ... Made five tackles at Maine ... Had three tackles and a sack in the win against No. 3 Villanova ... Recorded two tackles in the win over Hampton ... Made four tackles at Virginia ... Picked up two tackles in the season opener against Morehead State

2013: Played in 10 games, earning two starts ... One of six true freshman to earn playing time ... Totaled 13 tackles, 0.5 for a loss, one interception and a pass breakup ... Recorded two tackles in the win over Albany ... Totaled two tackles at Rhode Island ... Picked up a tackle and a quarterback hurry at James Madison ... Tallied three tackles against Maine ... Recorded a tackle and one pass breakup in his first collegiate start against Liberty ... Totaled three tackles and a quarterback hurry at Gardner-Webb ... Recorded 0.5 tackle for a loss at NC State ... In his collegiate debut, grabbed his first career interception in the season opener against VMI

High School: Three-year letterman and starter on the defensive line and at tight end ... Named All-Conference and All-Area honors during his senior season, earning a spot on the All-State ballot ... Team captain ... Also lettered in track and wrestling, earning All-Conference honors in both ... Qualified for the state finals in both shot put and discus two times, placing third in the state in the discus in 2011 ... Scholar Athlete

Personal: Son of Darren and Laura Craig ... Has a brother, Bryce ... Volunteer at the Boys and Girls Club

**REGGIE
DIGGS****11****SR. • WR • 6-4/200 • DENDRON, VA****2015:** Preseason All-CAA ... Second-Team Preseason All-American by USA College Football


2014: Earned All-CAA Second-Team honors ... Second-Team VaSID All-State ... Placed on the First-Team All-CAA by College Sports Madness ... Appeared in all 14 games, earning 10 starts ... Led the team with 85 receptions, 1,157 receiving yards and seven touchdown catches ... His 85 receptions rank second all-time ... His 1,157 receiving yards rank third all-time ... Picked up 140 yards receiving off of eight catches at Coastal Carolina ... Led the team with 132 yards off eight catches and two touchdowns for his second 100-yard game against Morgan State ... Collected 53 yards on seven catches and two touchdowns in the win at William & Mary ... Caught five passes to total 97 yards with a long of 34 against James Madison ... Led the team with a game-high 87 yards on eight receptions and a touchdown at Maine ... Picked up 80 yards off four catches in the win against No. 3 Villanova ... Collected a game-high 93 yards off seven catches in the win at Elon ... Led the team with 78 yards off six catches and a touchdown in the win against Rhode Island ... Caught eight passes for a total of 75 yards and a touchdown in the win at Albany ... Totaled 82 yards on nine catches in the win at Liberty ... Picked up 62 yards off six catches against No. 7 New Hampshire ... Collected 52 yards off three catches in the win over Hampton ... Totaled 80 yards off four catches at Virginia ... Caught two passes for a total of 46 yards in the season opener against Morehead State

2013: Appeared in 12 games, making two starts ... Finished with 380 yards and a touchdown on 30 receptions ... Tallied 59 yards off and a touchdown off six catches in the win at Delaware ... Caught two passes that totaled 36 yards in the win at Stony Brook ... Picked up 41 yards off two catches in the win against Albany ... Recorded 51 yards off of six catches against No. 6 Towson ... Snagged two catches for 39 yards at Rhode Island ... Had a career day at James Madison, catching eight passes for 136 yards with a long of 37 yards ... Caught four catches for 18 yards in the season opener against VMI

2012: Appeared in 10 games as a true freshman ... Totaled 10 receptions for 104 yards on the season ... Caught three passes for 37 yards in win at VMI ... One reception for 20 yards in win at Villanova ... One catch for 15 yards in win over Rhode Island ... Caught one pass for seven yards in victory over Gardner-Webb ... Made first career catch for nine yards at Virginia ... One catch for six yards in victory over Delaware ... One reception for five yards against No. 4 Old Dominion and at No. 12/13 New Hampshire

High School: Second-Team All-Region selection as a wide receiver ... First-Team All-District as both a wide receiver and a defensive back ... Also lettered in basketball and track and field ... Earned All-District and All-Region honors in basketball and was named the regional tournament player of the year ... Won the district title in the long jump

Personal: Son of Reginald Diggs Sr. and Diane Hargrave

**SETH
FISHER****4****R-SR. • RB • 6-2/232 • SALEM, VA****2015:** Preseason All-CAA ... First-Team Preseason All-American by STATS ... First-Team Preseason All-American by USA College Football

2014: First Team All-American by The Sports Network ... Second Team All-American by Beyond Sports Network ... Earned All-CAA First-Team honors ... Second-Team VaSID All-State ... Played in 13 games, making nine starts ... Led the team in rushing with 777 yards on 170 carries with 12 touchdowns ... Caught 17 passes for 139 yards and had four receiving touchdowns on the year ... Collected 47 yards rushing off 14 attempts and two touchdowns, while catching a 22-yard TD pass in the playoff win against Morgan State ... Ran for 123 yards on 22 carries and two touchdowns in the win at William & Mary ... Led the team with a game-high 124 yards rushing on 14 attempts against James Madison ... Picked up 11 yards rushing and 16 yards receiving at Maine ... Rushed for a team-high 39 yards off 12 carries in the win against No. 3 Villanova ... Picked up 34 yards on a game-high 14 carries and a touchdown in the win at Elon ... Rushed for 54 yards on a team-high 12 carries in the win against Rhode Island ... Ran for 85 yards on 17 carries with two touchdowns in the win at Albany ... Had a career day in the win at Liberty, rushing for 132 yards off 23 carries and two touchdowns, while picking up 23 yards receiving with two touchdowns ... Led both teams with 16 carries for a total of 60 yards and two touchdowns against No. 7 New Hampshire ... Had five carries and three receptions at Virginia ... Rushed for 48 yards on eight carries with a career-long rush of 28 yards and caught two passes and a touchdown in the season opener against Morehead State


2013: Played in all 12 games, making nine starts ... Second-Team All-CAA ... Finished the season second on the team in rushing with 426 yards and three touchdowns on 90 carries in 12 games played ... Totaled 151 receiving yards off and three touchdowns on 25 catches ... Had a then-career day in the win against William & Mary, ran for 131 yard and two touchdown off 23 carries to be named the 2013 Capital Cup MVP ... Ran for 74 yards off 15 carries in the win at Delaware ... Ran 36 yards off 13 carries and caught a pass for 15 yards in the win at Stony Brook ... Set a then-career day in the win against Albany, rushing 89 yards off 18 attempts and a touchdown ... Collected 44 yards off of eight carries, while catching three passes for 13 yards against No. 6 Towson ... Tallied 27 yards off three catches, while rushing 11 yards off of two carries at Rhode Island ... Recorded a five-yard touchdown at James Madison ... Caught two passes for 11 yards against Maine ... Recorded a career-high 21 yards off two passes against Liberty ... Caught three passes for 19 yards at Gardner-Webb ... Set career highs in receptions and yards at NC State, catching four passes for 19 yards ... Ran for a then career-high 29 yards off of six carries in the 34-0 win against VMI ... Third-Team Preseason All-CAA by Phil Steele

2012: Appeared in all 11 games ... Totaled six catches for 38 yards and two touchdowns ... Also made 10 special teams tackles and forced a fumble ... Had three catches for 14 yards and a touchdown in his Spider debut against Virginia ... Two-yard touchdown reception at No. 12/13 New Hampshire ... One catch for 17 yards and two special team tackles in win over Rhode Island ... Had two special team tackles and forced a fumble in win over Gardner-Webb ... Recorded pair of special team tackles in victory at VMI ... One catch for five yards in win at Georgia State ... Had one special team tackle against No. 4 Old Dominion and in Capital Cup win at William & Mary

2011: Redshirted

High School: Graduated from Salem High as the school's all-time leader in sacks ... Finished his senior season with 96 tackles, 9.5 sacks and 12.0 tackles for loss ... Salem won back-to-back district and regional championships in 2009 (10-3) and 2010 (10-1) ... Played linebacker, tailback and was the team's long snapper

Personal: Son of Bob and Betti Fisher ... His father, Bob, played baseball at Virginia Tech '79

**OMAR
HOWARD 46**

R-JR. • LB • 6-0/231 • MIDLOTHIAN, VA

2015: Team captain

2014: Appeared in all 14 games, earning 10 starts ... Second on the team with 92 tackles on the season ... Also totaled 6.0 tackles for loss, 3.0 sacks, one interception, one pass breakup, three quarterback hurries and one forced fumble ... Led the team with 12 tackles, including eight solo at Coastal Carolina ... Led the team with eight tackles against Morgan State in the first round of the playoffs ... Had eight tackles and one for loss against James Madison ... Made seven tackles at Maine ... Named CAA Defensive Player of the Week for his efforts against Villanova ... Set a career-high 18 tackles and a sack in the No. 3 Villanova win ... Picked up two tackles and a sack in the win at Elon ... Made four tackles in the win against Rhode Island ... Had eight tackles and two quarterback hurries in the win at Albany ... Made five tackles, 0.5 TFL and had the game-winning interception at Liberty ... Recorded three tackles and a quarterback hurry against No. 7 New Hampshire ... Picked up a career-high nine tackles and forced his first fumble in the win over Hampton ... Made his first-career sack and picked up two tackles at Virginia ... Picked up four tackles, a pass breakup and 0.5 TFL in the season opener against Morehead State

2013: Played in all 12 games ... Finished with 21 tackles, seven solo and a quarterback hurry ... Made three tackles and a quarterback hurry in the win over William & Mary ... Picked up four tackles in the win at Delaware ... Recorded two tackles in the win over Albany ... Set a season-high four tackles against No. 6 Towson ... Picked up a tackle against Maine ... Registered two tackles at Gardner-Webb ... Recorded three tackles in the season opener against VMI

2012: Redshirted

High School: Three-year letterman at Midlothian, playing linebacker and tight end ... 2011 Virginia Preps AAA All-State Second-Team ... Second-Team Richmond Times-Dispatch All-Metro ... First-Team All-Region ... Two-time all-district honoree ... Had 70 tackles during his senior season, while catching 28 balls for 480 yards and five touchdowns ... Team captain during his senior season ... Also lettered in wrestling

Personal: Son of Tyrone Howard and Michael Bergan ... Brother, Mark, currently wrestles for the U.S. Coast Guard Academy ... Father played football at Oregon State ... National Honor Society ... Honor Roll ... Three-time academic all-district honoree

**AYO
OGUNNIYI 9**

SR. • DB • 6-0/193 • WALDORF, MD

2014: Started all 14 games for the Spiders ... Tied for the team lead with three interceptions on the year ... Totaled 55 tackles, 1.5 tackles for loss and one fumble recovery on the season ... Had five tackles and one fumble recovery at Coastal Carolina ... Picked up three tackles in the playoff win against Morgan State ... Tallied his third interception of the season in the win at William & Mary ... Had four tackles and one for a loss against James Madison ... Made eight tackles at Maine ... Picked up two tackles, an interception and two break ups in the win against No. 3 Villanova ... Made four tackles in the win at Elon ... Led the team with a career-high 11 tackles and two breakups in the win at Albany ... Made four tackles and a breakup in the win at Liberty ... Picked up four tackles, a tackle for a loss and a breakup against No. 7 New Hampshire ... Made four tackles and an interception at Virginia ... Picked up three tackles in the season opener against Morehead State

2013: Played in 10 games, making four starts ... Totaled 29 tackles, 1.5 for a loss, an interception, a pass breakup and a recovered fumble ... Picked two tackles and a fumble in the win over Albany ... Had three tackles and a pass breakup against No. 6 Towson ... Totaled five tackles at James Madison ... Charted two tackles against Maine ... Registered six tackles in the win against Liberty ... Picked up a tackle for a loss at Gardner-Webb ... Totaled five tackles, 0.5 tackles for a loss and snagged his second-career interception at NC State ... Recorded four tackles in the season opener against VMI

2012: Appeared in 10 games, earning one start as a true freshman ... Totaled 25 tackles, an interception and three pass breakups ... Five tackles, including four solo, in win at Georgia State ... Also had five tackles and a pass breakup in Capital Cup win at William & Mary ... Recorded his first career interception at No. 12/13 New Hampshire ... Four tackles and two pass breakups in shutout win over Rhode Island ... Had four tackles in win over Gardner-Webb ... Two tackles against No. 4 Old Dominion ... Also had two stop in win over No. 2 James Madison ... Had one tackle against Virginia, Gardner-Webb and Delaware

High School: Three-year letterman at Westlake High School ... Helped lead team to a conference championship in 2010 and a 9-1 record ... Earned Second-Team All-State and two All-SMAC conference honors as a defensive back ... Also named all-conference as a running back in 2010 ... Totaled 32 tackles, three interceptions, a forced fumble, and nine pass deflections during his senior season ... Offensively, had 632 rushing yards, 138 receiving yards, and five rushing touchdowns ... Team captain during his senior season

Personal: Son of Jimmy Ogunniyi and Bridget Dimkpah

THIS IS SPIDER FOOTBALL...



Richmond Reaches Second Round of 2014 FCS Playoffs

Under head coach Danny Rocco, the Richmond Spiders reached the FCS Playoffs for the first time since 2009 last season. UR defeated Morgan State in the first round, 46-24, at Robins Stadium, before falling on the road at No. 6 Coastal Carolina in the second round of the playoffs. The Spiders finished the season ranked No. 16 in the nation in both major polls after posting an overall record of 9-5 and a mark of 5-3 in CAA league play. The nine victories on the year were the most for the team since 2009.

The View is Nice from the Top

Since 1998, no CAA Football team has captured more conference titles than Richmond. The Spiders have taken home six trophies ('98, '00, '05, '07, '09 and '12), two more than Delaware and Massachusetts added to their cases. After falling short on the CAA title in 2008, Richmond satisfied its thirst for dominance by becoming only the second private school ever to win the FCS National Championship, joining Furman (1988).



Out-of-Conference Domination

Richmond has lost only one non-conference FCS game in the regular season since 2005, going 21-1 since then. The only setback during the stretch was a 12-10 loss at Gardner-Webb on September 14, 2013. Including the Spiders' annual game versus an FBS opponent, Richmond's non-conference regular-season record since 2007 is 19-7, which includes wins over Duke in both 2009 and 2011.

The Epitome of Success

Over its 131 seasons, Richmond Football has become one of the most decorated and well-respected programs in FCS history. The 2008 National Champions have won 11 conference titles, appeared in nine NCAA playoffs and have featured 79 All-Americans, including Seth Fisher and Austin Gund in 2014. Many Spiders have also gone on to have success in pro football, including recent stars Kerry Wynn, Cooper Taylor, Paris Lenon, Brian Jordan, Kendall Gaskins, Tim Hightower, Justin Rogers, Lawrence Sidbury and Josh Vaughan.



Welcome to E. Claiborne Robins Stadium

Named in honor of the decades of generous support that the Robins Family and Robins Foundation have given to the University, E. Claiborne Robins Stadium opened in 2010 as the new home of Spider football. Still fresh in the minds of Spider fans, the state-of-the-art facility holds 8,700, covers 67,480 feet, features a 20' high by 35' wide video board and contains 625,000 bricks in the architectural style of the campus. A brand new FieldTurf playing surface was also installed in the summer of 2012, the same brand turf used in all but one CAA Football stadium and 21 of 32 NFL stadiums.

2014 RESULTS & STATISTICS

Date	Opponent	Score	Att.
Aug 30, 2014	MOREHEAD STATE	W 55-10	7725
Sep 06, 2014	at Virginia	L 13-45	34533
Sep 13, 2014	HAMPTON	W 42-17	7802
* Sep 20, 2014	#7 NEW HAMPSHIRE	L 26-29	8404
Oct 04, 2014	at Liberty	W 46-39	20838
* Oct 11, 2014	at ALBANY	W 41-28	8500
* Oct 18, 2014	RHODE ISLAND	W 37-0	7837
* Oct 25, 2014	at Elon	W 30-10	5042
* Nov 01, 2014	#3 VILLANOVA	W 10-9	7902
* Nov 08, 2014	at Maine	L 20-33	4675
* Nov 15, 2014	#25 JAMES MADISON	L 20-55	8700
* Nov 22, 2014	at #22 William and Mary	W 34-20	8665
Nov 29, 2014	MORGAN STATE	W 46-24	4126
% Dec 06, 2014	at #6 Coastal Carolina	L 15-36	5601

Record:	Overall	Home	Away	Neutral
All games	9-5	5-2	4-3	0-0
Conference	5-3	2-2	3-1	0-0
Non-Conference	4-2	3-0	1-2	0-0

Team Statistics	RICHMOND	OPP
FIRST DOWNS	332	258
Rushing	98	101
Passing	213	141
Penalty	21	16
RUSHING YARDAGE	2060	2005
Rushing Attempts	493	498
Average Per Rush	4.2	4.0
Average Per Game	147.1	143.2
TDs Rushing	26	22
PASSING YARDAGE	4393	2927
Comp-Att-Int	360-575-22	269-465-15
Average Per Pass	7.6	6.3
Average Per Catch	12.2	10.9
Average Per Game	313.8	209.1
TDs Passing	27	17
TOTAL OFFENSE	6453	4932
Average Per Play	6.0	5.1
Average Per Game	460.9	352.3
KICK RETURNS: #-Yards	54-1163	58-1337
PUNT RETURNS: #-Yards	18-96	15-153
INT RETURNS: #-Yards	15-103	22-323
FUMBLES-LOST	20-16	16-9
PENALTIES-Yards	70-618	85-716
PUNTS-AVG	52-36.7	69-40.5
TIME OF POSSESSION/Game	31:44	28:16
3RD-DOWN Conversions	111/215	74/201
4TH-DOWN Conversions	9/12	15/27

Rushing	gp	att	gain	loss	net	avg	td	lg	avg/g
Seth Fisher	13	170	804	27	777	4.6	12	42	59.8
Jacobi Green	14	123	648	14	634	5.2	4	55	45.3
Jeremiah Hamlin	13	53	295	3	292	5.5	2	44	22.5
Porter Abell	14	31	142	6	136	4.4	1	17	9.7
Michael Rocco	14	43	133	58	75	1.7	5	15	5.4
T.J. Moon	12	22	78	6	72	3.3	1	27	6.0
Brian Brown	14	7	62	3	59	8.4	0	21	4.2
David Broadus	9	11	52	7	45	4.1	0	9	5.0
Gordon Collins	12	7	29	0	29	4.1	0	10	2.4
Rashad Ponder	14	1	1	0	1	1.0	0	1	0.1
Total	14	493	2263	203	2060	4.2	26	55	147.1
Opponents	14	498	2292	287	2005	4.0	22	56	143.2

Passing	gp	effic	comp-att-int	pct	yds	td	lg	avg/g
Michael Strauss	10	147.56	240-362-10	66.3	2876	22	76	287.6
Michael Rocco	14	110.19	117-207-12	56.5	1451	4	42	103.6
David Broadus	9	93.76	2-5-0	40.0	32	0	22	3.6
Porter Abell	14	715.60	1-1-0	100.0	34	1	34	2.4
Total	14	134.63	360-575-22	62.6	4393	27	76	313.8
Opponents	14	116.34	269-465-15	57.8	2927	17	93	209.1

Receiving	gp	no.	yds	avg	td	lg	avg/g
Reggie Diggs	14	85	1157	13.6	7	51	82.6
Brian Brown	14	79	1089	13.8	4	76	77.8
Rashad Ponder	14	67	777	11.6	1	38	55.5
Stephen Barnette	5	33	367	11.1	3	39	73.4
Jacobi Green	14	23	262	11.4	3	42	18.7
Seth Fisher	13	17	139	8.2	4	22	10.7
Hunter Westfall	14	14	144	10.3	1	22	10.3
Jarmal Bevels	9	9	127	14.1	1	34	14.1
Sean Fitzpatrick	11	7	80	11.4	2	41	7.3
T.J. Moon	12	6	48	8.0	1	14	4.0
Christian Conklin	11	5	71	14.2	0	25	6.5
James Pavik	13	5	24	4.8	0	16	1.8
Porter Abell	14	4	23	5.8	0	9	1.6
Jeremiah Hamlin	13	3	47	15.7	0	25	3.6
Will McCombs	9	2	26	13.0	0	22	2.9
Total	14	360	4393	12.2	27	76	313.8
Opponents	14	269	2927	10.9	17	93	209.1

Field Goals	fg	pct.	01-19	20-29	30-39	40-49	50-99	lg	blk
Peter Yoder	19-27	70.4	0-0	10-10	3-4	6-11	0-2	43	1

Scoring	td	fg	PAT			dxp	saf	pts
			kick	rush	rcv			
Seth Fisher	16	-	-	-	-	-	-	96
Peter Yoder	-	19-27	36-38	-	-	-	-	93
Reggie Diggs	7	-	-	-	-	-	-	42
Jacobi Green	7	-	-	-	-	-	-	42
Brian Brown	4	-	-	-	3	-	-	30
Michael Rocco	5	-	-	-	-	-	-	30
Stephen Barnette	3	-	-	-	1	-	-	20
Jeremiah Hamlin	2	-	-	-	-	-	-	12
Sean Fitzpatrick	2	-	-	-	-	-	-	12
T.J. Moon	2	-	-	-	-	-	-	12
Mac McCall	-	-	10-11	-	-	-	-	10
Porter Abell	1	-	-	-	1-1	-	-	6
David Jones	1	-	-	-	-	-	-	6
Jarmal Bevels	1	-	-	-	-	-	-	6
Hunter Westfall	1	-	-	-	-	-	-	6
Total	54	19-27	46-49	-	4	4-5	-	435
Opponents	44	16-23	35-38	3-3	1	1-3	-	355

Interceptions	no.	yds	avg	td	lg
Ayo Ogunniyi	3	0	0.0	0	0
Aaron Roane	3	23	7.7	0	13
Eric Wright	3	0	0.0	0	0
David Jones	2	34	17.0	1	34
DeShawn Holmes	1	36	36.0	0	36
Omar Howard	1	4	4.0	0	4
Justin Grant	1	6	6.0	0	6
Tafon Mainsah	1	0	0.0	0	0

Punting	no.	yds	avg	lg	tb	fc	i20	50+	blk
D.J. Helkowski	48	1840	38.3	51	5	16	10	1	2
TEAM	3	29	9.7	29	0	0	0	0	1
Michael Rocco	1	38	38.0	38	1	0	0	0	0

Punt Returns	no.	yds	avg	td	lg
Dominique Miller	11	37	3.4	0	13
Jacobi Green	4	13	3.2	0	11
David Jones	2	35	17.5	0	30
David Herlocker	1	11	11.0	0	11
Total	18	96	5.3	0	30
Opponents	15	153	10.2	1	35

Kick Returns	no.	yds	avg	td	lg
Jeremiah Hamlin	29	647	22.3	0	48
Jacobi Green	12	291	24.2	0	56
Nick Holloway	5	51	10.2	0	16
Brian Brown	3	109	36.3	0	55
Porter Abell	2	30	15.0	0	19
David Jones	2	26	13.0	0	16
T.J. Moon	1	9	9.0	0	9
Total	54	1163	21.5	0	56
Opponents	58	1337	23.1	0	86

All Purpose	g	rush	rcv	pr	kr	ir	total	avg/g
Brian Brown	14	59	1089	0	109	0	1257	89.8
Jacobi Green	14	634	262	13	291	0	1200	85.7
Reggie Diggs	14	0	1157	0	0	0	1157	82.6
Jeremiah Hamlin	13	292	47	0	647	0	986	75.8
Seth Fisher	13	777	139	0	0	0	916	70.5
Total	14	2060	4393	96	1163	103	7815	558.2
Opponents	14	2005	2927	153	1337	323	6752	482.3

Total Offense	g	plays	rush	pass	total	avg/g
Michael Strauss	10	380	-51	2876	2825	282.5

2014 DEFENSIVE STATISTICS

#	Defensive Leaders	gp	Tackles			tfl/yds	Sacks	Pass defense			Fumbles		blkd	
			ua	a	tot		no-yds	int-yds	brup	qbh	rcv-yds	ff	kick	saf
34	Eric Wright	14	29	64	93	7.0-37	4.0-31	3-0	6	4	2-14	2	.	.
46	Omar Howard	14	37	55	92	6.0-18	3.0-13	1-4	1	3	.	1	.	.
21	Justin Grant	14	44	44	88	3.5-11	.	1-6	5
24	Aaron Roane	14	37	47	84	6.5-23	1.0-9	3-23	3	3
37	Reggie Barnette	13	35	37	72	3.0-11	.	.	4	1
55	Justin Williamson	14	33	29	62	9.0-51	7.0-48	.	5	6	.	1	.	.
9	Ayo Ogunniyi	14	38	17	55	1.5-25	.	3-0	9	.	1-0	.	.	.
90	Evan Kelly	14	26	25	51	6.0-24	6.0-24	.	1	4	2-0	2	.	.
17	Tafon Mainsah	13	27	10	37	1.0-4	.	1-0	8
98	Winston Craig	14	9	26	35	4.0-25	3.0-24	.	1	2	.	.	1	.
52	Sean Ryan	14	14	19	33	2	.	.
13	David Jones	9	11	22	33	2.0-4	.	2-34	1	2	1-0	1	.	.
7	DeShawn Holmes	13	13	17	30	3.0-7	.	1-36	1	1
95	Joey Landess	14	9	19	28	.	.	.	1
94	Gary Wortham	14	13	10	23	2.0-5	.	.	1
16	Mylon Blueford	10	15	7	22	.	.	.	1
15	Brendan Coniker	12	12	7	19	1.0-1	.	.	.	1
10	Trevor Jones	12	16	3	19	1.0-1	.	.	1
28	David Herlocker	7	11	5	16	.	.	.	1
23	Selton Hodge	14	8	7	15	1-0	.	.	.
49	Terrence Fullum	13	3	10	13
93	Nick Velardo	14	2	10	12	.	.	.	1	1
32	Brandon Waller	9	4	7	11	1.0-4
26	Trey Moore	10	4	7	11	1
62	DeAnthony Muse	9	2	8	10	0.5-1
19	Charles Mack	13	4	5	9	.	.	.	1
35	Gordon Collins	12	1	6	7
91	Adam Farley	13	.	6	6	.	.	.	1
30	James Pavik	13	2	4	6
6	Dominique Miller	12	6	.	6	.	.	.	1
41	Kieran Gregory	14	1	5	6	.	.	.	1
8A	Jarriel Jordan	8	4	.	4	.	.	.	1
92	Andrew Tallman	6	1	2	3
1	Jacobi Green	14	3	.	3
18	Porter Abell	14	1	1	2
14	David Broadus	9	.	2	2
4	Seth Fisher	13	2	.	2
11	Reggie Diggs	14	2	.	2
31	Xander Maddox	6	1	1	2
81	Hunter Westfall	14	1	.	1
20	T.J. Moon	12	1	.	1
12	Brian Brown	14	1	.	1
96	D.J. Helkowski	14	1	.	1
66	Austin Gund	14	1	.	1
79	Chad Kolumber	14	1	.	1
54	Jacob Ruby	14	.	1	1
27	Adam Sahd	4	.	1	1
TM	TEAM	7	1	.	1	1-0	1	.	.
39	Graham Latham	13	1-0	.	.	.
	Total	14	487	546	1033	58-252	24-149	15-103	56	29	9-14	10	1	.
	Opponents	14	560	552	1112	52-207	14-107	22-323	76	37	16-26	15	4	.

2014 GAME-BY-GAME STATISTICS

Date	Opponent	Rushing				Receiving				Passing				Kick Returns				Punt Returns				tot off
		no.	yds	td	lg	no.	yds	td	lg	cmp-att-int	yds	td	lg	no.	yds	td	lg	no.	yds	td	lg	
Aug 30	MOREHEAD STATE	45	235	3	44	28	408	4	41	28-41-1	408	4	41	2	91	0	55	2	24	0	13	643
Sep 06	at Virginia	31	59	1	32	29	363	0	39	29-47-3	363	0	39	3	48	0	19	1	5	0	5	422
Sep 13	HAMPTON	39	234	3	50	23	291	3	27	23-33-0	291	3	27	4	45	0	20	0	0	0	0	525
Sep 20	NEW HAMPSHIRE	35	121	3	21	28	348	0	39	28-37-0	348	0	39	5	91	0	22	1	6	0	6	469
Oct 04	at Liberty	41	173	3	16	35	325	3	32	35-48-0	325	3	32	3	101	0	48	3	9	0	5	498
Oct 11	at ALBANY	29	145	2	15	35	346	3	35	35-47-3	346	3	35	5	122	0	41	2	2	0	2	491
Oct 18	RHODE ISLAND	40	207	1	55	18	196	2	38	18-32-0	196	2	38	1	19	0	19	2	35	0	30	403
Oct 25	at Elon	45	193	3	39	21	296	0	42	21-33-2	296	0	42	3	68	0	30	1	2	0	2	489
Nov 01	VILLANOVA	32	66	1	15	21	314	0	42	21-42-2	314	0	42	2	44	0	26	2	0	0	0	380
Nov 08	at Maine	22	58	2	12	23	280	1	28	23-47-4	280	1	28	5	81	0	24	2	8	0	11	338
Nov 15	JAMES MADISON	35	169	0	30	20	234	3	34	20-41-3	234	3	34	10	192	0	29	0	0	0	0	403
Nov 22	at William and Mary	38	182	2	42	29	291	2	36	29-40-0	291	2	36	2	39	0	23	1	5	0	5	473
Nov 29	MORGAN STATE	42	164	2	29	23	299	4	38	23-34-2	299	4	38	3	110	0	56	1	0	0	0	463
Dec 06	at Coastal Carolina	19	54	0	14	27	402	2	76	27-53-2	402	2	76	6	112	0	26	0	0	0	0	456
Richmond		493	2060	26	55	360	4393	27	76	360-575-22	4393	27	76	54	1163	0	56	18	96	0	30	6453
		498	2005	22	56	269	2927	17	93	269-465-15	2927	17	93	58	1337	0	86	15	153	1	35	4932

Games played: 14
 Avg per rush: 4.2
 Avg per catch: 12.2
 Pass efficiency: 134.63
 Kick ret avg: 21.5
 Punt ret avg: 5.3
 All purpose avg/game: 558.2
 Total offense avg/gm: 460.9

Date	Opponent	Tackles				Sacks	Fumble		Pass Defense			blkd/kick	PAT Attempts			off		
		ua	a	total	tfl-yds		no-yds	ff	fr-yds	int-yds	qbh		brup	kick	rush	rcv	saf	t/o
Aug 30	MOREHEAD STATE	34	44	78	4.0-5	0.0-0	0	0-0	0-0	3	5	0	5-6	0	1	0	0	55
Sep 06	at Virginia	23	64	87	2.0-10	1.0-8	1	1-0	1-0	0	1	0	1-1	0	0	0	6	13
Sep 13	HAMPTON	29	58	87	5.0-25	2.0-18	1	1-0	0-0	7	5	0	6-6	0	0	0	42	
Sep 20	NEW HAMPSHIRE	25	62	87	2.0-3	0.0-0	0	0-0	0-0	1	5	0	2-2	0	0	0	26	
Oct 04	at Liberty	35	18	53	3.0-13	1.0-7	0	0-0	1-4	2	6	0	5-5	0	1	0	46	
Oct 11	at ALBANY	34	36	70	4.0-6	2.0-4	0	0-0	1-1	3	8	0	5-5	0	0	0	41	
Oct 18	RHODE ISLAND	29	32	61	4.0-13	3.0-9	1	1-0	5-83	3	4	1	4-4	0	0	0	37	
Oct 25	at Elon	43	10	53	9.0-45	7.0-39	2	0-0	1-9	2	2	0	3-3	0	0	0	30	
Nov 01	VILLANOVA	33	46	79	4.0-13	2.0-8	1	1-0	2-0	5	5	0	1-1	0	0	0	10	
Nov 08	at Maine	30	50	80	0.0-0	0.0-0	0	0-0	0-0	0	1	0	2-3	0	0	0	20	
Nov 15	JAMES MADISON	47	26	73	12.0-67	2.0-19	1	1-0	0-0	2	3	0	2-3	0	0	0	20	
Nov 22	at William and Mary	34	20	54	4.0-28	2.0-20	1	2-14	1-0	0	3	0	4-4	0	0	0	34	
Nov 29	MORGAN STATE	35	42	77	3.0-13	1.0-8	1	1-0	3-6	1	2	0	5-5	0	1	0	46	
Dec 06	at Coastal Carolina	56	38	94	2.0-11	1.0-9	1	1-0	0-0	0	6	0	1-1	0	1	0	15	
Richmond		487	546	1033	58.0-252	24.0-149	10	9-14	15-103	29	56	1	46-49	0	4	0	435	
		560	552	1112	52.0-207	14.0-107	15	16-26	22-323	37	76	4	35-38	3	1	0	355	

Date	Opponent	Punting										Field Goals			Kickoffs			
		no.	yds	avg	long	blkd	tb	fc	50+	i20	md-att	long	blkd	no.	yds	avg	tb	ob
Aug 30	MOREHEAD STATE	3	110	36.7	44	0	1	2	0	0	2-2	33	0	9	563	62.6	4	0
Sep 06	at Virginia	3	130	43.3	47	0	0	0	0	1	2-2	32	0	4	250	62.5	0	0
Sep 13	HAMPTON	1	43	43.0	43	0	0	0	0	0	0-1	0	0	7	418	59.7	0	1
Sep 20	NEW HAMPSHIRE	2	79	39.5	41	0	0	1	0	0	2-2	22	0	6	383	63.8	3	0
Oct 04	at Liberty	2	83	41.5	43	0	0	1	0	2	1-4	21	1	6	324	54.0	1	1
Oct 11	at ALBANY	1	31	31.0	31	0	0	1	0	0	2-2	40	0	8	500	62.5	1	0
Oct 18	RHODE ISLAND	6	209	34.8	48	1	2	1	0	0	3-4	43	0	8	508	63.5	3	0
Oct 25	at Elon	3	120	40.0	48	1	1	0	0	0	3-3	42	0	7	428	61.1	2	0
Nov 01	VILLANOVA	5	193	38.6	46	0	1	3	0	2	1-3	37	0	3	157	52.3	0	0
Nov 08	at Maine	5	155	31.0	45	1	0	3	0	3	0-0	0	0	4	223	55.8	0	0
Nov 15	JAMES MADISON	6	231	38.5	51	0	0	1	1	1	0-0	0	0	4	251	62.8	2	1
Nov 22	at William and Mary	4	139	34.8	42	0	0	1	0	0	2-2	24	0	7	387	55.3	0	1
Nov 29	MORGAN STATE	3	100	33.3	36	0	0	0	0	1	1-1	42	0	8	459	57.4	2	0
Dec 06	at Coastal Carolina	8	284	35.5	46	0	1	2	0	0	0-1	0	0	3	129	43.0	0	0
Richmond		52	1907	36.7	51	3	6	16	1	10	19-27	43	1	84	4980	59.3	18	4
		69	2792	40.5	68	0	4	7	11	25	16-23	60	1	71	4117	58.0	10	6

ALL-AMERICANS

2014

Austin Gund, OL

College Sports Madness, Second Team
Associated Press, Third Team

Seth Fisher, FB

Sports Network, First Team

2012

Cooper Taylor, DB

Associated Press, First Team
Walter Camp, First Team
Sports Network, First Team
Phil Steele, Second Team
Beyond College Sports, Second Team

Kendall Gaskins, FB

Sports Network, Second Team
Beyond College Sports, Second Team
Phil Steele, Third Team

Kevin Finney, TE

Phil Steele, Third Team

2011

Tre Gray, WR

College Sporting News Fabulous Fifty
Sports Network, Second Team
College Sports Madness, Second Team
Associated Press, Third Team

Darius McMillan, LB

College Sports Madness, Second Team

2010

Martin Parker, DL

Associated Press, First Team
AFCA, First Team
Walter Camp, First Team
Sports Network, First Team
College Sporting News, First Team
Buck Buchanan Award Finalist

Eric McBride, LB

AFCA, First Team
College Sporting News, First Team
Associated Press, Second Team
Sports Network, Second Team
Buck Buchanan Award Finalist

Justin Rogers, DB

Associated Press, Third Team
Sports Network, Third Team

Kendall Gaskins, FB

Sports Network, Third Team

2009

Matt McCracken, OL

Associated Press, First Team
AFCA, First Team
Walter Camp, First Team
Sports Network, First Team
College Sporting News OL of the Year

Justin Rogers, DB

AFCA, First Team
Associated Press, Third Team
College Sporting News, Honorable Mention

Martin Parker, DL

College Sporting News, First Team
Sports Network, Second Team

Eric McBride, LB

College Sporting News, First Team

Michael Silva, OL

College Sporting News, First Team

Eric Ward, QB

College Sporting News, Honorable Mention

2008

Lawrence Sidbury, DE

Sports Network, First Team
College Sporting News, First Team
College Sporting News, Playoff MVP

Matt McCracken, OL

Sports Network, First Team
Associated Press, Second Team
College Sporting News, First Team
College Sporting News, O-Lineman of the Year

Justin Rogers, KR

Sports Network, Honorable Mention
College Sporting News, Honorable Mention

Josh Vaughan, RB

Sports Network, Third Team
College Sporting News, Honorable Mention

Sherman Logan, DE

College Sporting News, First Team
Sports Network, Honorable Mention

Eric McBride, LB

College Sporting News, First Team

John Crone, FB

Sports Network, Honorable Mention

Michael Silva, OL

Sports Network, Honorable Mention

Tim Silver, OL

Associated Press, Second Team

2007

Tim Hightower, RB

Walter Camp
Sports Network, First Team
College Sporting News
Associated Press, Second Team
Dudley Award runner-up
Walter Payton Award finalist
Texas vs. Nation All-Star Game

Justin Rogers, KR

Sports Network, Third Team

Matt McCracken, OL

Sports Network, Third Team

2005

Adam Goloboski, LB

Sports Xchange, Second Team

2001

Jonathan Wilfong, DL

Associated Press, Second Team
Sports Network, Second Team
I-AA Academic All-Star Team

2000

Eric Beatty, OL

NFCAA Coaches All-America
Associated Press, Second Team
Sports Network, Second Team

Josh Spraker, DL

Associated Press, Second Team

1998

Marc Megna, DL

Walter Camp, First Team
Sports Network, First Team
Don Hansen, First Team
Associated Press, Second Team
Strength Team
Buck Buchanan Finalist

Eric King, OL

Burger King, First Team

Winston October, DB

Sports Network, Second Team

1997

Shawn Barber, LB

Sports Network, First Team
Burger King, First Team

Marc Megna, DL

Sports Network, Third Team

1996

Lamont Neal, DB

Don Hansen, Third Team

Shawn Barber, LB

Don Hansen, Hon. Mention

Art Blanchard, DL

Don Hansen, Hon. Mention

1994

Maurice Glenn, DB

Don Hansen, Pre Second Team

Uly Scott, RB

Don Hansen, Pre Third Team

1992

Rod Boothes, WR/KR

Associated Press, Third Team

Eric Johnson, LB

Associated Press, First Team

The Sports Network, First Team

Walter Camp, First Team

Greg Lilly, QB

Sports Network, Hon. Mention

1991

Eric Johnson, LB

The Sports Network, First Team

1988

Tom Coles, DL

Associated Press, Second Team

Howard Fahnestock, OL

Associated Press, Hon. Mention

Brian Jordan, DB

Associated Press, Hon. Mention

1987

Pat Brown, LB

Associated Press, Hon. Mention

Howard Fahnestock, OL

Associated Press, Hon. Mention

Brian Jordan, DB

Associated Press, Hon. Mention

Erwin Matthews, RB

Associated Press, Hon. Mention

1986

John Henry, TE

Associated Press, Second Team

Sporting News, Preseason

Bob Bleier, QB

Sporting News, Pre First Team

Bryan Tuft, DL

Sporting News, Pre First Team

Don Miller, LB

Sporting News, Pre First Team

Rafe Wilkinson, LB

Sporting News, Pre First Team

1985

Doug Hite, QB

Apple Academic, First Team

Randy Kienzie, LB

Apple Academic, First Team

Taylor Lackey, DB

Sporting News, Hon. Mention

Leland Melvin, WR

Associated Press, Hon. Mention

Apple Academic, Second Team

Strength Team, First Team

Don Miller, LB

Strength Team, First Team

1984

Greg Grooms, RB

Associated Press, Second Team

Taylor Lackey, DB

Sporting News, Pre First Team

Eddie Martin, OT

Football News, First Team

Kodak, First Team

Associated Press, Second Team

Leland Melvin, WR

Associated Press, Hon. Mention

Brendan Toibin, K

Associated Press, Hon. Mention

1981

Barry Redden, RB

Football News, Third Team

Associated Press, Hon. Mention

Strength Team, First Team

1980

Jesse Moore, OG

Associated Press, Hon. Mention

Ken Tweedy, WR

Associated Press, Hon. Mention

1978

Jeff Nixon, DB

Associated Press, First Team

Kodak, First Team

Walter Camp, First Team

AFCA, First Team

FB Writers Assoc., First Team

Gameplan Magazine, First Team

UPress Inter., Second Team

1976

Jeff Nixon, DB

Associated Press, Third Team

1969

Walker Gillette, WR

Football Writers Association

Associated Press, First Team

AFCA, First Team

Time Magazine, First Team

Sporting News, First Team

News Enter. Assoc., First Team

1963

Kenny Stoudt, B

Associated Press, Honorable Mention

1961

Earl "Buddy" Stoudt, B

Associated Press, Honorable Mention

1960

Earl "Buddy" Stoudt, B

Associated Press, Honorable Mention

Bob Coolbaugh, DE

Associated Press, Honorable Mention

ALL-CONFERENCE HONORS

All-Southern

Richmond's Membership: 1936-1975

1939	Ed Merrick	C
1940	Andy Fronczek	T
1955	Frank Pajackowski	FB
1959	David Ames	HB
	Pat Lamberti	T
1960	Earl Stoudt	HB
	Bob Coolbaugh	E
1961	Earl Stoudt	HB
	Don "Red" Christman	C
1963	Kenny Stoudt	HB
	Pete Emelianchik	E
1964	John Hilton	E
	Joe Stromick	DB
1965	Ray Tate	G
1966	Larry Zunich	HB
	Bob Andrews	T
	Dave Delgado	T
1967	Walker Gillette	WR
	Terry Crum	G
	Dave Delgado	T
1968	Walker Gillette	WR
	Wayne Fowler	T
	Buster O'Brien	QB
	Buzz Montsinger	DE
	Mel Medved	DE
	Pat Turchette	LB
	Winston Whitehead	DB
	Dick Irvin	MG
1969	Walker Gillette	WR
	Wayne Fowler	T
	Buzz Montsinger	DE
	Mel Medved	DE
	Pat Turchette	LB
	Winston Whitehead	DB
	Charley Richards	QB
	Bruce Kasarda	DT
	John Barelli	DT
	Dick Irvin	MG
1970	Jim Livesay	E
	Ray Easterling	DB
	Pat Morris	DE
	Brian Britton	OT
	Charley Richards	QB
	Bruce Kasarda	DT
	John Barelli	DT
1971	Milt Ignatius	DT
	Keith Dooley	MG
	Pat Kelly	LB
	Keith Clark	K
	Bob Conrad	C
	Barty Smith	FB
	John Nugent	DE
	Ray Easterling	DB
1972	Billy Meyers	RB
	John Nugent	DE
	Pat Kelly	LB
	Bob Loprete	DB
	Jay Jones	P
1973	Jim Amrhein	OG
	Barty Smith	FB
	Lee Pearson	DE
	Vic Moye	DT
	Pat Kelly	LB
	Bob Loprete	DB
1974	Mike Mahoney	WR
	Ace Owens	DT
1975	Rodney Elam	OT
	Mike Copley	DE
	Dick Childress	DT

All-Yankee

Richmond's Membership: 1986-1996

1986	James Church	1st	WR
	Jeff Olivo	1st	P
	Bob Bleier	2nd	QB
	Greg Grooms	2nd	RB
	Rafe Wilkinson	2nd	LB
	Brian Jordan	2nd	DB
1987	Erwin Matthews	1st	WR
	Howard Fahnestock	1st	OT
	Pat Brown	1st	LB
	Brian Jordan	1st	DB
	Tom Coles	2nd	DL
1988	Howard Fahnestock	1st	OT
	Tom Coles	1st	DL
	Pat Brown	1st	LB
	Brian Jordan	1st	DB
	Jeff Olivo	2nd	P
1989	Tom Coles	1st	DL
	Rob Courter	2nd	PK
	Jeff Olivo	2nd	P
1990	James Smith	1st	DB
	Rob Courter	2nd	PK
	Eric Johnson	2nd	LB
1991	Eric Johnson	1st	LB
1992	Greg Lilly	1st	QB
	Uly Scott	1st	RB
	Rod Boothes	1st	WR
	Eric Johnson	1st	LB
	Sterling Brown	2nd	WR
	Matt Joyce	2nd	DL
	Scott Wenk	2nd	OT
	Maurice Glenn	2nd	DB
	Todd Barton	2nd	P
1993	Matt Joyce	1st	DL
	Maurice Glenn	1st	DB
	Price Williams	2nd	TE
	Rod Boothes	2nd	RS
1994	Art Blanchard	2nd	DL
	Ray Geoffroy	2nd	LB
	Maurice Glenn	2nd	DB
	Bobby St. Pierre	2nd	P
	Uly Scott	3rd	RB
1995	Bryan Leibrand	1st	LB
	Art Blanchard	2nd	DL
	Winston October	3rd	DB
1996	Art Blanchard	1st	DL
	Shawn Barber	1st	LB
	Lamont Neal	1st	DB
	Marc Megna	2nd	DL
	Minoso Rodgers	3rd	RB
	Steve Quander	3rd	DL
	Winston October	3rd	DB
	Mike White	3rd	P

All-Atlantic 10

Richmond's Membership: 1997-2006

1997	Rahmaan Streater	1st	TE
	Marc Megna	1st	DL
	Shawn Barber	1st	TE
	Steve Quander	2nd	DL
	Winston October	2nd	DB
	Chris Anderson	3rd	DB
1998	Eric King	1st	OL
	Marc Megna	1st	DL
	Paris Lenon	1st	LB
	Winston October	1st	DB
	Joe Douglas	2nd	OL
	Chris Anderson	2nd	DB
	Jasper Pendergrass	3rd	RB
	Eric Beatty	3rd	OL
	Mac Jahney	3rd	LB
1999	Eric Beatty	1st	OL
	Joe Douglas	2nd	OL
	Chris Anderson	2nd	DB
	Jasper Pendergrass	3rd	RB
	Mac Jahney	3rd	LB
2000	Eric Beatty	1st	OL
	Josh Spraker	1st	DL
	Michael Millard	2nd	TE
	Mac Jahney	2nd	LB
	TyRonne Turner	3rd	RB
	Ken Farrar	3rd	OL
	David Lewandoski	3rd	DL
	Mark Thompson	3rd	LB
	Chad Blackstock	3rd	DB
	Harold Hill	3rd	DB
2001	Josh Spraker	1st	DL
	Jonathan Wilfong	1st	DL
	Ken Farrar	2nd	OL
	Chad Blackstock	2nd	DB
	Jason Hill	2nd	DB
	David Pustynik	3rd	OL
	Joe Wilson	3rd	OL
	Adrian Archie	3rd	LB
	Mark Thompson	3rd	LB
2002	Joe Wilson	1st	OL
	Steve Boyer	1st	DL
	Mark Thompson	1st	LB
	Ramon Richison	1st	DB
	Boyd Ouden	2nd	WR
	Adrian Archie	2nd	LB
2003	Joe Wilson	1st	OL
2004	Clifton Coker	2nd	DL
	David Freeman	3rd	RB
	Adam Goloboski	3rd	LB
	Lance Gray	3rd	LB
2005	David Freeman	1st	KR
	Sherman Logan	1st	DL
	Adam Goloboski	1st	LB
	Stacy Tutt	2nd	QB
	Chris Radford	2nd	P
	Judd Altman	3rd	OL
	Johnny Campbell	3rd	DL
	Dan Mangiero	3rd	DL
	Lance Gray	3rd	LB
2006	Johnny Campbell	1st	DL
	Adam Goloboski	1st	LB
	Arman Shields	2nd	WR
	Lance Gray	2nd	LB
	David Horton	2nd	DB
	Tim Hightower	3rd	RB
	Tim Silver	3rd	OL
	Sherman Logan	3rd	OL

ALL-CONFERENCE HONORS/ ALL-STAR GAMES

All-CAA Football

Richmond's Membership: 2007-present

2007	Tim Hightower	1st	RB
	Justin Rogers	1st	KR
	Lawrence Sidbury	1st	DL
	John Crone	2nd	FB
	Kevin Grayson	2nd	WR
	Matt McCracken	2nd	OL
	Derek Hatcher	2nd	PR
	Eric McBride	2nd	LB
	Stephen Howell	2nd	DB
	Collin McConaghy	3rd	LB
	Seth Williams	3rd	DB
2008	Josh Vaughan	1st	RB
	Kevin Grayson	1st	WR
	Matt McCracken	1st	OL
	Lawrence Sidbury	1st	DL
	Eric McBride	1st	LB
	Justin Rogers	1st	DB
	John Crone	2nd	FB
	Michael Silva	2nd	OL
	Sherman Logan	2nd	DL
	Derek Hatcher	2nd	PR
	Collin McConaghy	3rd	LB
2009	Michael Silva	1st	OL
	Eric McBride	1st	LB
	Collin McConaghy	1st	LB
	Matt McCracken	1st	OL
	Justin Rogers	1st	DB
	Derek Hatcher	1st	PR
	Martin Parker	2nd	DL
	Kevin Grayson	2nd	WR
	Justin Forte	3rd	RB
	Kendall Gaskins	3rd	FB
	Tre Gray	3rd	WR
	Michael Ireland	3rd	SS
	Drew Lachenmayer	3rd	OL
	Parker Miles	3rd	DL
	Eric Ward	3rd	QB
	Patrick Weldon	3rd	LB
2010	Eric McBride	1st	LB
	Justin Rogers	1st	CB
	Martin Parker	1st	DL
	Kendall Gaskins	1st	FB
	Tre Gray	1st	WR
	Wil Kamin	1st	PK
	Justin Rogers	1st	PR
	Drew Lachenmayer	2nd	OL
2011	Tre Gray	1st	WR
	Darius McMillan	2nd	LB
	Colin Pehanick	3rd	DB
2012	Ben Edwards	1st	WR
	Kendall Gaskins	1st	FB
	Cooper Taylor	1st	S
	Kevin Finney	2nd	TE
	Justin Grant	2nd	KR
	Evan Kelly	2nd	DL
	Darius McMillan	2nd	LB
	Stephen Barnette	3rd	WR
	Darryl Hamilton	3rd	CB
	Nick Ritche	3rd	OL
	Eric Wright	3rd	LB
2013	Ben Edwards	1st	WR
	Austin Gund	1st	OL
	Stephen Barnette	2nd	WR
	Seth Fisher	2nd	RB
	Brandon Jordi	2nd	PK
	Evan Kelly	2nd	DL
	Wayne Pettus	3rd	DB
	Aaron Roane	3rd	LB
	Michael Strauss	3rd	QB
	Eric Wright	3rd	LB
	Kerry Wynn	3rd	DL

2014	Seth Fisher	1st	FB
	Austin Gund	1st	OL
	Evan Kelly	1st	DL
	Reggie Barnette	2nd	DB
	Reggie Diggs	2nd	WR
	Aaron Roane	2nd	LB
	Eric Wright	2nd	LB
	Peter Yoder	2nd	PK
	Brian Brown	3rd	WR
	Jacob Ruby	3rd	OL
	Michael Strauss	3rd	QB
	Justin Williamson	3rd	DL

Coach of the Year

Ed Merrick	1958
Frank Jones	1967
Frank Jones	1968
Frank Jones	1971
Jim Tait	1975
Dal Shealy	1987
Jim Marshall	1992
Jim Reid	1998
Jim Reid	2000
Dave Clawson	2005
Dave Clawson	2007

Player of the Year

Earl Stoudt	1961 (Southern Conference)
Buster O'Brien	1968 (Southern Conference)

Off. Player of the Year

Greg Lilly	1992
------------	------

Def. Player of the Year

James Smith	1990
Shawn Barber	1997
Marc Megna	1998

Special Teams P.O.Y.

Justin Rogers	2007
---------------	------

Rookie of the Year

Sherman Logan	(Defensive) 2005
Eric Ward	(Offensive) 2006
Eric McBride	(Defensive) 2007
Kevin Grayson	(Offensive) 2007

Senior Bowl

Mobile, Ala.
Lawrence Sidbury, DE (2008)
Shawn Barber, LB (1998)
Barry Redden, RB (1981)
Jeff Nixon, DB (1979)
Wayne Fowler, DT (1969)
John Hilton, TE (1964)

East-West Shrine Bowl

Kerry Wynn, DL (2013) -- St. Petersburg, Fla.
Cooper Taylor, DB (2012) -- St. Petersburg, Fla.
Martin Parker, DL (2010) -- (Def. MVP) Orlando, Fla.
Lawrence Sidbury, DE (2008) -- Houston, Texas
Brendan Toibin, P/PK (1985) -- Palo Alto, Calif.
Barry Redden, RB (1981) -- Palo Alto, Calif.
Jeff Nixon, DB (1979) -- Palo Alto, Calif.
Barty Smith, RB (1974) -- Palo Alto, Calif.

Medal of Honor Bowl

Charleston, S.C.

Austin Gund, OL (2014)

FCS Senior Scout Bowl

Myrtle Beach, S.C.

Chase Boyer, LS (2012)

Casino del Sol All-Star Game

Tucson, Az.

Tre Gray, WR (2011)

Texas vs. The Nation Game

El Paso, Texas

Kendall Gaskins, FB (2012)
Tim Hightower, RB (2007)

Hula Bowl

Honolulu, Hawaii

Marc Megna, DL (1999)
Walker Gillette, WR (1969)

Blue-Gray Game

Montgomery, Ala.

Shawn Barber, LB (1997)
John Henry, TE (1986)
Bob Bleier, QB (1986)
Barry Redden, RB (1981)
Lee Pearson, DE (1973)
Pat Kelly, LB (1973)
Barty Smith, RB (1973)
John Hilton, TE (1964)
Arthur Jones, RB (1940)

College All-Star Game

Chicago, Ill.

Barty Smith, RB (1973)
Walker Gillette, WR (1970)
Erik Christensen, OT (1956)
Frank Pajaczkowski, RB (1956)
Arthur Jones, RB (1941)
Ed Merrick, C (1940)

North-South Game

Miami, Fla.

Charlie Richards, QB (1970)
Jim Livesay, WR (1970)
Walker Gillette, WR (1969)
Earl Stoudt, RB (1961)

Coaches All-America Game

Barty Smith, RB (1974)
Ray Easterling, DB (1972)
Jim Livesay, WR (1971)
Buster O'Brien, QB (1969)

All-American Bowl

Bruce Allen, P (1978)
Mark Shelton, DB (1973)
Mel Rideout, QB (1962)

RUSHING RECORDS

Yards Rushing

GAME	Date	Att	Yds	TD	Opponent
1. Tim Hightower	9/22/07	24	295	4	at Bucknell
2. Barry Redden	11/26/81	51	280	2	Pennsylvania
3. Tim Hightower	9/8/07	19	246	4	at Northeastern
Cordell Roane	11/3/01	37	246	2	Hofstra
5. Josh Vaughan	11/8/08	26	240	2	at Hofstra
6. Larry Zurich	10/22/66	36	239	2	Davidson
7. Barry Redden	10/25/80	48	233	1	Virginia Tech
8. Barry Redden	9/12/81	32	223	1	at Virginia Tech
9. Jarvis Jennings	11/12/83	37	221	1	at Colgate
10. Minoso Rodgers	11/2/96	37	216	0	at N. Hampshire

SEASON	Year	Att	Yds	TD
1. Tim Hightower	2007	327	1,924	20
2. Josh Vaughan	2008	355	1,884	20
3. Barry Redden	1981	335	1,629	10
4. Uly Scott	1992	299	1,318	13
5. Erwin Matthews	1987	253	1,234	11
6. Jarvis Jennings	1983	221	1,163	5
7. Barry Redden	1980	247	1,151	10
8. Greg Grooms	1984	202	1,085	13
9. Justin Forte	2009	228	1,057	8
10. Uly Scott	1993	234	1,025	4

CAREER	Years	Att	Yds	TD
1. Tim Hightower	2004-07	704	3,712	34
2. Uly Scott	1991-94	807	3,520	29
3. Josh Vaughan	2005-08	612	3,393	34
4. Barry Redden	1978-81	707	3,324	21
5. TyRonne Turner	1997-00	565	2,603	21
6. Eric Hopkins	1987-90	528	2,318	8
7. Jasper Pendergrass	1995-98	572	2,304	18
8. Minoso Rodgers	1993-96	527	2,209	17
9. Erwin Matthews	1985-89	464	2,197	16
10. Greg Grooms	1983-86	448	2,194	18

Rushing Touchdowns

GAME	Date	No.	Opponent
1. Jimmie Miles	11/21/98	5	William & Mary
Henry Dohrman	10/20/28	5	at Lynchburg
3. Tyler Kirchoff	10/2/10	4	Coastal Carolina
Tim Hightower	9/8/07	4	at Bucknell
Tim Hightower	9/22/07	4	at Northeastern
Jimmie Miles	9/4/99	4	Virginia Military
Erwin Matthews	9/19/87	4	Massachusetts
Earl Stoudt	11/23/61	4	William & Mary
W.T. Jeffers	10/20/45	4	at Guilford
William Ziegler	11/25/20	4	Randolph-Macon
Pierce Simpson	11/24/17	4	Randolph-Macon

SEASON	Year	No.
1. Josh Vaughan	2008	20
Tim Hightower	2007	20
3. Kendall Gaskins	2012	13
Uly Scott	1992	13
Greg Grooms	1984	13
Barty Smith	1973	13
7. Seth Fisher	2014	12
Stacy Lutt	2005	12
Jimmie Miles	1998	12
10. Jimmie Miles	1999	11
Erwin Matthews	1987	11
Danny Holly	1985	11

CAREER	Years	No.
1. Kendall Gaskins	2009-12	34
Josh Vaughan	2005-08	34
Tim Hightower	2004-07	34
3. Uly Scott	1991-94	29
4. Stacy Lutt	2002-05	24
5. Jimmie Miles	1996-99	24
6. Eric Ward	2006-09	22
7. Kendall Gaskins	2009-12	21
TyRonne Turner	1997-00	21
Barry Redden	1978-81	21

Longest Rush

Name	Date	Yds	Opponent
1. Frank Pajczkowski	10/1/55	93	at Virginia Military
Nevitt Sanford	10/20/28	93	at Elon
3. Tim Hightower	9/8/07	90	at Northeastern
4. Jack Wilbourne	11/14/42	88	at Hampden-Sydney
5. Jack Wilbourne	9/20/47	85	Randolph-Macon
6. Curtis Jefferson	11/19/88	84	William & Mary
7. Charlie Suttentfield	10/7/44	81	Virginia Military
8. Frank Pajczkowski	10/9/54	80	at The Citadel
Victor Chaitain	11/26/31	80	William & Mary
Nevitt Sanford	10/6/28	80	Johns Hopkins
Nevitt Sanford	11/5/27	80	at Lynchburg
Doug Gunter	10/23/26	80	at Randolph-Macon

Attempts

GAME	Date	No.	Opponent
1. Barry Redden	11/26/81	51	Pennsylvania
2. Barry Redden	10/25/80	48	Virginia Tech
3. Barry Redden	9/19/81	43	at Arkansas State
Barry Redden	11/1/80	43	Cincinnati
5. Josh Vaughan	11/15/08	40	Delaware
6. Jarvis Jennings	10/29/83	38	Virginia Military
7. Tim Hightower	9/30/06	37	Northeastern
Cordell Roane	11/3/01	37	Hofstra
Minoso Rodgers	11/2/96	37	at New Hampshire
Jarvis Jennings	11/12/83	37	at Colgate

SEASON	Year	No.
1. Josh Vaughan	2008	355
2. Barry Redden	1981	335
3. Tim Hightower	2007	327
4. Uly Scott	1992	299
5. Erwin Matthews	1987	253
6. Barry Redden	1980	247
7. Minoso Rodgers	1996	239
8. Uly Scott	1993	234
9. Justin Forte	2009	228
10. Jarvis Jennings	1983	221

CAREER	Years	No.
1. Uly Scott	1991-94	807
2. Barry Redden	1978-81	707
3. Tim Hightower	2004-07	704
4. Josh Vaughan	2005-08	612
5. Jasper Pendergrass	1995-98	572
6. TyRonne Turner	1997-00	565
7. Eric Hopkins	1987-90	528
8. Minoso Rodgers	1993-96	527
9. Erwin Matthews	1985-88	464
10. Kendall Gaskins	2009-12	452
Barty Smith	1971-73	452

100-Yard Rushing Performances

(By Date • Since 1977)

Name	Date	Att-Yds	Opponent
Seth Fisher	11/22/14	22-123	at William & Mary
Seth Fisher	11/15/14	14-124	James Madison
Seth Fisher	10/4/14	23-132	at Liberty
Jacobi Green	9/13/14	14-125	Hampton
Seth Fisher	11/23/13	23-131	William & Mary
Jacobi Green	9/21/13	24-81	Liberty
Kendall Gaskins	10/20/12	21-106	James Madison
John Laub	10/13/12	17-103	at New Hampshire
Kendall Gaskins	10/23/10	16-100	Iowson
Tyler Kirchoff	10/9/10	17-108	at New Hampshire
Tyler Kirchoff	10/2/10	24-126	Coastal Carolina
Jovan Smith	9/25/10	10-102	Delaware
Eric Ward	11/28/09	10-136	Elon
Justin Forte	10/31/09	22-121	at Iowson
Justin Forte	10/24/09	26-118	Massachusetts
Justin Forte	9/26/09	21-152	VMI
Josh Vaughan	12/19/08	23-162	Montana
Josh Vaughan	12/6/08	32-133	at Appalachian State
Josh Vaughan	11/22/08	30-134	at William & Mary
Josh Vaughan	11/15/08	40-156	Delaware
Josh Vaughan	11/8/08	26-240	at Hofstra
Josh Vaughan	10/25/08	24-157	Georgetown
Josh Vaughan	10/18/08	21-156	at Massachusetts
Josh Vaughan	10/4/08	16-123	at VMI
Josh Vaughan	9/13/08	20-103	Iowson
Josh Vaughan	8/30/08	16-119	at Elon
Tim Hightower	11/24/07	31-180	Eastern Kentucky
Josh Vaughan	11/17/07	28-132	William & Mary
Tim Hightower	11/10/07	29-113	at Delaware
Tim Hightower	11/3/07	36-187	Villanova
Tim Hightower	10/27/07	28-103	at James Madison
Tim Hightower	10/13/07	19-101	Stony Brook
Tim Hightower	10/6/07	26-120	at Iowson
Tim Hightower	9/29/07	22-168	New Hampshire
Tim Hightower	9/22/07	24-295	at Bucknell
Josh Vaughan	9/8/07	15-110	at Northeastern
Tim Hightower	9/8/07	19-246	at Northeastern
Josh Vaughn	11/18/06	15-108	at William & Mary
Josh Vaughn	10/21/06	8-110	Delaware
Tim Hightower	9/30/06	37-149	Northeastern
Tim Hightower	9/16/06	9-106	VMI
Justin Forte	9/16/06	24-144	VMI
Stacy Lutt	12/3/05	18-102	vs. Furman
David Freeman	11/26/05	21-117	at Hampton
Tim Hightower	11/19/05	20-111	vs. William & Mary
Stacy Lutt	11/12/05	9-144	at Iowson
Tim Hightower	11/5/05	20-103	vs. VMI
Stacy Lutt	11/5/05	10-104	vs. VMI
Tim Hightower	10/29/05	20-119	at James Madison
David Freeman	9/10/05	18-116	at Lafayette
David Freeman	10/9/04	22-104	vs. Maine
David Freeman	9/25/04	32-201	vs. Lafayette
Stacy Lutt	9/18/04	18-117	at Massachusetts
David Freeman	9/11/04	16-130	at VMI
Kenny Dantzier	10/26/02	21-138	at Rhode Island
Sean Gustus	11/23/01	24-168	at UMass
Cordell Roane	11/3/01	37-246	Hofstra
Cordell Roane	10/27/01	22-111	Rhode Island
Cordell Roane	10/13/01	33-128	at James Madison
Sean Gustus	11/4/00	32-128	at Rhode Island
D'Arcy Willis	10/28/00	20-151	at Villanova

Scott Fulton	10/28/00	25-100	at Villanova
TyRonne Turner	10/21/00	20-170	Maine
J.R. Purnell	10/14/00	9-101	at New Hampshire
Sean Gustus	9/30/00	17-135	at Arkansas State
Sean Gustus	9/16/00	20-119	Massachusetts
Jimmie Miles	10/16/99	27-109	at Hofstra
Jimmie Miles	10/9/99	27-152	Rhode Island
TyRonne Turner	10/2/99	9-103	at Delaware
Ron Patterson	9/25/99	33-186	New Hampshire
TyRonne Turner	9/4/99	11-100	VMI
Jimmie Miles	11/21/98	23-179	William & Mary
Jimmie Miles	11/14/98	14-105	Delaware
Jasper Pendergrass	11/14/98	21-110	Delaware
Jasper Pendergrass	11/7/98	23-151	at Villanova
Jasper Pendergrass	10/17/98	28-110	at Maine
TyRonne Turner	10/10/98	19-174	at New Hampshire
Jasper Pendergrass	10/3/98	20-105	James Madison
TyRonne Turner	9/26/98	21-110	at Pennsylvania
Jasper Pendergrass	9/20/97	14-105	VMI
Jasper Pendergrass	8/30/97	23-106	at Massachusetts
Minoso Rodgers	11/2/96	37-216	at New Hampshire
Minoso Rodgers	10/19/96	27-156	James Madison
Minoso Rodgers	10/12/96	32-109	Delaware
Jasper Pendergrass	9/28/96	16-120	at Boston University
Minoso Rodgers	10/28/95	24-141	at James Madison
Minoso Rodgers	9/30/95	26-133	Boston University
Minoso Rodgers	9/9/95	33-127	at Massachusetts
Jason Gabels	9/9/95	25-120	at Massachusetts
Minoso Rodgers	9/2/95	34-193	VMI
Uly Scott	11/23/94	13-101	William & Mary
Uly Scott	10/29/94	20-112	James Madison
Uly Scott	10/8/94	16-111	Maine
Uly Scott	11/20/93	31-162	at William & Mary
Uly Scott	10/2/93	29-174	Northeastern
Uly Scott	9/25/93	14-112	Villanova
Uly Scott	9/11/93	29-155	at James Madison
Uly Scott	11/21/92	32-118	William & Mary
Uly Scott	11/7/92	33-133	Massachusetts
Uly Scott	10/31/92	30-146	at Connecticut
Uly Scott	10/24/92	19-119	VMI
Uly Scott	10/17/92	25-148	at Boston University
Uly Scott	10/10/92	28-111	New Hampshire
Uly Scott	9/26/92	23-121	at Rhode Island
Uly Scott	9/12/92	23-198	James Madison
Uly Scott	11/2/91	25-143	Connecticut
Uly Scott	10/26/91	17-113	at James Madison
Karl Johnson	10/5/91	24-112	at Maine
Vidal Adams	9/14/91	24-112	Rhode Island
Eric Hopkins	9/29/90	13-105	Maine
Eric Hopkins	11/23/89	26-139	VMI
Eric Hopkins	11/18/89	30-127	at William & Mary
Curtis Jefferson	11/19/88	17-189	William & Mary
Sam Yaffa	11/19/88	19-122	William & Mary
Austin Neuhoff	11/5/88	24-101	Massachusetts
Eric Hopkins	10/8/88	21-121	New Hampshire
Erwin Matthews	9/24/88	23-109	Delaware
Erwin Matthews	11/21/87	21-116	at William & Mary
Erwin Matthews	10/29/87	22-206	at Boston University
Eric Hopkins	10/24/87	18-159	Rhode Island
Eric Hopkins</			

PASSING RECORDS

Yards Passing

GAME						
Name	Date	Att	Cmp	Yds	TD	Opponent
1. Michael Strauss	11/16/13	35	46	543	5	at Delaware
2. Buster O'Brien	12/27/68	58	39	447	4	vs. Ohio
3. Michael Strauss	10/12/13	41	64	423	2	at James Madison
4. Michael Strauss	12/6/14	53	27	402	2	at Coastal Carolina
5. Eric Ward	9/26/09	39	28	394	3	vs. VMI
6. Bob Bleier	9/13/86	41	27	389	2	at UMass.
7. Stacy Tutt	10/22/05	50	32	376	4	Hofstra
8. Greg Lilly	11/14/92	34	21	374	1	Delaware
9. Charlie Richards	9/20/69	47	26	373	0	at Miss. St.
10. Buster O'Brien	11/16/68	34	21	366	3	at So. Miss.

SEASON						
Name	Year	Att	Cmp	Pct	Yds	TD
1. Michael Strauss	2013	509	333	.654	3,808	26
2. Michael Strauss	2014	362	240	.663	2,876	22
3. Eric Ward	2008	359	230	.641	2,808	17
4. Greg Lilly	1992	275	162	.589	2,704	19
5. Aaron Corp	2011	388	247	.637	2,682	17
6. Charlie Richards	1969	356	175	.492	2,556	21
7. Bob Bleier	1986	348	195	.560	2,475	18
8. Eric Ward	2009	331	206	.622	2,396	16
9. Eric Ward	2007	353	216	.612	2,341	17
10. Stacy Tutt	2005	297	170	.572	2,219	16

CAREER						
Name	Years	Att	Cmp	Pct	TD	Yds
1. Eric Ward	2006-09	1,264	784	.620	61	8,969
2. Bob Bleier	1983-86	1,169	672	.575	54	8,057
3. Michael Strauss	2012-14	1,065	698	.655	57	7,853
4. Greg Lilly	1990-93	855	485	.566	37	6,703
5. Stacy Tutt	2002-05	754	433	.574	36	5,318
6. Charlie Richards	1968-70	641	312	.471	37	4,473
7. Buster O'Brien	1966-68	688	349	.507	34	4,424
8. Jimmie Miles	1996-99	597	301	.504	34	3,886
9. Harry Knight	1972-74	551	253	.459	25	3,465
10. Aaron Corp	2010-11	511	314	.614	20	3,327

Attempts

GAME			
Name	Date	Att	Opponent
1. Michael Strauss	10/12/13	64	at James Madison
2. Buster O'Brien	12/27/68	58	vs. Ohio
3. Michael Strauss	12/6/14	53	at Coastal Carolina
4. Aaron Corp	9/24/11	50	New Hampshire
Stacy Tutt	10/22/05	50	Hofstra
6. Michael Rocco	11/8/14	47	at Maine
Michael Strauss	10/4/14	47	at Liberty
Charlie Richards	9/20/69	47	at Mississippi State
Charlie Richards	11/15/69	47	at West Virginia
10. Michael Strauss	11/16/13	46	at Delaware
Bob Bleier	10/26/85	46	at Rutgers

SEASON			
Name	Year	Att	Opponent
1. Michael Strauss	2013	509	
2. Aaron Corp	2011	388	
3. Michael Strauss	2014	362	
4. Eric Ward	2008	359	
5. Charlie Richards	1969	356	
6. Eric Ward	2007	353	
7. Eric Ward	2009	331	
8. Bob Bleier	1986	348	
9. Stacy Tutt	2004	325	
10. Bob Bleier	1985	301	

CAREER			
Name	Years	Att	Opponent
1. Eric Ward	2006-09	1,264	
2. Bob Bleier	1983-86	1,169	
3. Michael Strauss	2012-14	1,065	
4. Greg Lilly	1990-93	855	
5. Stacy Tutt	2002-05	754	
6. Buster O'Brien	1966-68	688	
7. Charlie Richards	1968-70	641	
8. Jimmie Miles	1996-99	597	
9. Harry Knight	1972-74	551	
10. Aaron Corp	2010-11	511	
Mel Rideout	1960-62	511	

Completions

GAME				
Name	Date	Cmp	Opponent	Yds
1. Michael Strauss	10/12/13	41	at James Madison	423
2. Buster O'Brien	12/27/68	39	vs. Ohio*	447
3. Michael Strauss	11/16/13	35	at Delaware	423
Aaron Corp	9/24/11	35	New Hampshire	402
5. Michael Strauss	10/4/14	34	at Liberty	374
6. Aaron Corp	10/22/11	32	Maine	376
Stacy Tutt	10/22/05	32	Hofstra	376
8. Michael Strauss	9/28/13	31	Maine	374
Aaron Corp	10/8/11	31	at Towson	374
10. Michael Strauss	11/22/14	29	at William & Mary	423
Michael Strauss	9/7/13	29	at N.C. State	423
Michael Strauss	11/17/12	29	at William & Mary	423
Bob Bleier	10/26/85	29	at Rutgers	423

SEASON			
Name	Year	Cmp	Yds
1. Michael Strauss	2013	333	3,808
2. Aaron Corp	2011	247	2,682
3. Michael Strauss	2014	240	2,876
4. Eric Ward	2008	230	2,808
5. Eric Ward	2007	216	2,396
6. Eric Ward	2009	206	2,396
7. Bob Bleier	1986	195	2,475
8. Stacy Tutt	2004	189	2,219
9. Bob Bleier	1985	186	2,475
10. Charlie Richards	1969	175	2,556

CAREER			
Name	Years	Cmp	Yds
1. Eric Ward	2006-09	784	8,969
2. Michael Strauss	2012-14	698	7,853
3. Bob Bleier	1983-86	672	8,057
4. Greg Lilly	1990-93	485	6,703
5. Stacy Tutt	2002-05	433	5,318
6. Buster O'Brien	1966-68	349	4,424
7. Aaron Corp	2010-11	314	3,327
8. Charlie Richards	1968-70	312	4,473
9. Jimmie Miles	1996-99	301	3,886
10. Harry Knight	1972-74	253	3,465

Touchdowns Thrown

GAME			
Name	Date	No.	Opponent
1. Michael Strauss	11/16/13	5	at Delaware
Michael Strauss	11/9/13	5	at Stony Brook
Greg Lilly	9/12/92	5	James Madison
4. Michael Strauss	11/29/14	4	Morgan State
Michael Strauss	10/20/12	4	James Madison
Eric Ward	9/19/09	4	vs. Hofstra
Eric Ward	11/10/07	4	at Delaware
Stacy Tutt	10/22/05	4	Hofstra
Stacy Tutt	9/11/04	4	at VMI
Buster O'Brien	12/27/68	4	vs. Ohio
Buster O'Brien	10/19/68	4	Furman
John Thomas	11/11/50	4	at Virginia Tech

SEASON			
Name	Year	No.	Opponent
1. Michael Strauss	2013	26	
2. Michael Strauss	2014	22	
3. Charlie Richards	1969	21	
Buster O'Brien	1968	21	
5. Jimmie Miles	1999	19	
Greg Lilly	1992	19	
7. Bob Bleier	1986	18	
Bob Bleier	1985	18	
9. Aaron Corp	2011	17	
Eric Ward	2008	17	
Eric Ward	2007	17	

CAREER			
Name	Years	No.	Opponent
1. Eric Ward	2006-09	61	
2. Michael Strauss	2012-14	57	
3. Bob Bleier	1983-86	54	
4. Greg Lilly	1990-93	37	
Charlie Richards	1968-70	37	
6. Stacy Tutt	2002-05	36	
7. Jimmie Miles	1996-99	34	
Buster O'Brien	1966-68	34	
9. Harry Knight	1972-74	25	
10. Aaron Corp	2010-11	20	
Steve Krainock	1980-81	20	

Longest Pass Play

Quarterback / Receiver	Date	Yds	Opponent
1. Charlie Richards / Jim Livesay	11/21/70	88	William & Mary
2. Eric Ward / Jordan Mitchell	9/20/08	87	Maine
Joe Elrod / Antoine Lee	9/17/94	87	at UConn
4. Buster O'Brien / Walker Gillette	10/28/67	83	at Virginia Tech
5. Greg Lilly / Rod Boothes	9/12/92	82	James Madison
6. Chad Grier / Marvin Hargrove	9/26/87	81	at Delaware
7. Eric Ward / Kevin Grayson	8/30/08	80	at Elon
D'Arcy Wills / Boyd Ouden	10/26/02	80	Rhode Island
Steve Krainock / Kevin Jackson	9/19/81	80	at Arkansas State
9. Stacy Tutt / Josh Vaughan	9/17/05	79	at Maine
10. Greg Lilly / Rod Boothes	9/19/92	78	at Villanova

Interceptions

Game	5	Ronnie Smith at Syracuse	11/16/63
Season	18	Bob Bleier	1986
Career	56	Bob Bleier	1983-86

Completion Percentage

Game	91.2	Aaron Corp (31-of-34) at Towson	10/8/11
Season	66.3	Michael Strauss (240-of-362)	2014
	65.4	Michael Strauss (333-of-509)	2013
	64.4	Michael Strauss (125-of-194)	2012
	63.7	Aaron Corp (248-of-388)	2011
Career	65.5	Michael Strauss (698-of-1,065)	2012-14
	62.0	Eric Ward (784-of-1264)	2006-09
	61.4	Aaron Corp (314-of-511)	2010-11
	57.5	Bob Bleier (672-of-1169)	1983-1986

RECEIVING RECORDS

Reception Yardage

GAME	Name	Date	Rec	TD	Yds	Opponent
1.	Walker Gillette	9/20/69	16	0	264	at Mississippi St.
2.	Walker Gillette	12/27/68	20	1	242	vs. Ohio
3.	John Henry	9/13/86	13	0	214	at Massachusetts
4.	Leland Melvin	9/1/84	10	1	208	at I. Madison
5.	Walker Gillette	10/19/68	5	3	198	Furman
6.	Rod Boothes	9/12/92	5	2	197	James Madison
7.	Tre Gray	9/24/11	16	0	194	New Hampshire
8.	Rod Boothes	11/14/92	7	1	190	Delaware
9.	Aubrey Rosser	11/24/49	7	1	188	Wash. & Lee
10.	Ben Edwards	9/29/12	11	1	182	Old Dominion

SEASON	Name	Year	Rec	TD	Yds
1.	Stephen Barnette	2013	76	5	1,189
2.	Tre Gray	2011	95	4	1,187
3.	Reggie Diggs	2014	85	7	1,157
4.	Rod Boothes	1992	47	10	1,115
5.	Walker Gillette	1969	57	11	1,090
6.	Brian Brown	2014	79	4	1,089
7.	Kevin Grayson	2007	68	7	970
8.	Leland Melvin	1985	65	8	956
9.	James Church	1986	67	3	951
10.	Walker Gillette	1968	50	8	857

CAREER	Name	Years	Rec	TD	Yds
1.	Tre Gray	2008-11	243	14	3,101
2.	Stephen Barnette	2010-14	197	17	2,844
3.	Leland Melvin	1982-85	198	16	2,669
4.	Walker Gillette	1967-69	158	22	2,649
5.	Kevin Grayson	2007-10	196	13	2,558
6.	Ben Edwards	2010-13	208	15	2,202
7.	Sterling Brown	1989-92	144	8	2,104
8.	Muneer Moore	1996-99	144	12	2,045
9.	Dwaune Jones	1996-99	148	15	2,027
10.	Arman Shields	2003-07	160	13	1,930

Receptions

GAME	Name	Date	No.	Opponent
1.	Walker Gillette	12/27/68	20	vs. Ohio
2.	Tre Gray	9/24/11	16	New Hampshire
3.	Walker Gillette	9/20/69	16	at Mississippi State
4.	Ben Edwards	9/28/13	14	Maine
5.	Arman Shields	10/22/05	14	Hofstra
6.	Ben Edwards	11/9/13	13	at Stony Brook
7.	Ben Edwards	10/12/13	13	at James Madison
8.	Ben Edwards	11/17/12	13	at William & Mary
9.	Harry Wilson	10/9/04	13	Maine
10.	John Henry	9/13/86	13	at Massachusetts

SEASON	Name	Year	No.
1.	Tre Gray	2011	95
2.	Reggie Diggs	2014	85
3.	Ben Edwards	2012	80
4.	Brian Brown	2014	79
5.	Stephen Barnette	2013	76
6.	Ben Edwards	2013	74
7.	Kevin Grayson	2007	68
8.	James Church	1986	67
9.	Leland Melvin	1985	65
10.	Arman Shields	2005	62

CAREER	Name	Years	No.
1.	Tre Gray	2008-11	243
2.	Ben Edwards	2010-13	208
3.	Leland Melvin	1982-85	198
4.	Stephen Barnette	2010-14	197
5.	Kevin Grayson	2007-10	196
6.	Arman Shields	2003-07	160
7.	Walker Gillette	1967-69	158
8.	Dwaune Jones	1996-99	148
9.	Rashad Ponder	2011-14	144
10.	Muneer Moore	1996-99	144
11.	Sterling Brown	1989-92	144

Touchdown Receptions

GAME	Name	Date	No.	Opponent
1.	Kevin Finney	10/20/12	3	James Madison
2.	Jerry Haynes	10/24/70	3	East Carolina
3.	Walker Gillette	11/1/69	3	The Citadel
4.	Walker Gillette	11/23/68	3	William & Mary
5.	Walker Gillette	10/19/68	3	Furman

SEASON	Name	Year	No.
1.	Walker Gillette	1969	11
2.	Rod Boothes	1992	10
3.	Dwaune Jones	1999	9
4.	Walker Gillette	1968	8
5.	Leland Melvin	1985	8
6.	Reggie Diggs	2014	7
7.	Kevin Grayson	2007	7
8.	Boyd Ouden	2002	7
9.	Muneer Moore	1999	7
10.	Jerry Haynes	1970	7

CAREER	Name	Years	No.
1.	Walker Gillette	1967-69	22
2.	Rod Boothes	1990-93	18
3.	Stephen Barnette	2010-14	17
4.	Jim Livesay	1968-70	17
5.	Boyd Ouden	2000-03	16
6.	Leland Melvin	1982-85	16
7.	Ben Edwards	2010-13	15
8.	Dwaune Jones	1996-99	15
9.	Tre Gray	2008-11	14
10.	John Hilton	1961-62, 64	14

100-Yard Receiving Performances

(By Date • Since 1949)

Name	Date	Rec-Yds	Opponent
Brian Brown	12/6/14	8-181	at Coastal Carolina
Reggie Diggs	12/6/14	8-140	at Coastal Carolina
Reggie Diggs	11/29/14	8-132	Morgan State
Brian Brown	11/1/14	8-119	Villanova
Stephen Barnette	10/11/14	9-109	at Albany
Brian Brown	10/4/14	9-125	at Liberty
Brian Brown	9/20/14	12-139	New Hampshire
Rashad Ponder	9/20/14	7-109	New Hampshire
Stephen Barnette	9/6/14	10-124	at Virginia
Rashad Ponder	9/6/14	8-100	at Virginia
Brian Brown	8/30/14	5-110	Morehead State
Rashad Ponder	11/16/13	9-175	at Delaware
Stephen Barnette	11/16/13	8-127	at Delaware
Brian Brown	11/16/13	3-109	at Delaware
Ben Edwards	11/9/13	13-150	at Stony Brook
Stephen Barnette	11/9/13	7-115	at Stony Brook
Stephen Barnette	10/26/13	11-148	Towson
Reggie Diggs	10/12/13	8-136	at James Madison
Stephen Barnette	9/28/13	7-132	Maine
Ben Edwards	9/28/13	14-126	Maine
Stephen Barnette	9/14/13	11-174	at Gardner-Webb
Stephen Barnette	10/20/12	9-144	James Madison
Ben Edwards	10/13/12	10-125	at New Hampshire
Stephen Barnette	10/6/12	5-110	at Villanova
Ben Edwards	9/29/12	11-182	Old Dominion
Ben Edwards	9/15/12	11-122	at VMI
Tre Gray	11/12/11	9-126	at Delaware
Tre Gray	10/29/11	10-105	Massachusetts
Tre Gray	10/22/11	12-128	Maine
Tre Gray	10/8/11	10-141	at Towson
Tre Gray	9/24/11	16-194	New Hampshire
Tre Gray	9/3/11	8-129	at Duke
Donte Boston	9/26/09	7-125	vs. VMI
Tre Gray	9/26/09	6-112	vs. VMI
Kevin Grayson	11/29/08	5-107	Eastern Kentucky
Jordan Mitchell	9/20/08	4-139	Maine
Kevin Grayson	8/30/08	7-121	at Elon
Kevin Grayson	12/7/07	7-122	at Appalachian State
Kevin Grayson	11/10/07	11-111	at Delaware
Kevin Grayson	9/29/07	10-111	New Hampshire
Kevin Grayson	9/22/07	6-118	at Bucknell
Arman Shields	9/1/07	12-107	at Vanderbilt
Arman Shields	11/4/06	8-124	at Villanova
Matt Hale	10/7/06	6-102	at New Hampshire
Arman Shields	11/5/05	6-131	vs. VMI
Arman Shields	10/22/05	14-147	vs. Hofstra
Matt Hale	10/22/05	9-112	vs. Hofstra
Arman Shields	10/15/05	9-106	vs. Delaware
Arman Shields	10/8/05	5-100	vs. Villanova
Arman Shields	9/24/05	8-116	at Vanderbilt
Harry Wilson	11/6/04	5-122	vs. Towson
Harry Wilson	10/9/04	13-146	vs. Maine
Harry Wilson	9/11/04	6-104	at VMI
Boyd Ouden	10/18/03	8-138	New Hampshire
Stacy Tutt	9/13/03	7-101	at Delaware
Boyd Ouden	11/16/02	7-145	vs. Maine
Boyd Ouden	9/26/02	3-116	at Rhode Island
Boyd Ouden	9/7/02	7-162	vs. Delaware
Ryan Tolhurst	9/1/01	6-117	at Virginia
Ryan Tolhurst	10/14/00	4-149	at New Hampshire
Ryan Tolhurst	9/16/00	3-119	Massachusetts
Dwaune Jones	9/11/99	9-136	Villanova
Muneer Moore	9/12/98	9-120	Massachusetts

Dwaune Jones	9/6/97	9-166	at Colgate
Jason Rydych	9/25/93	4-119	Villanova
Rod Boothes	11/14/92	7-190	Delaware
Rod Boothes	10/31/92	6-113	at Connecticut
Rod Boothes	10/24/92	3-102	VMI
Rod Boothes	10/17/92	7-131	at Boston University
Rodney Bowns	10/10/92	7-110	New Hampshire
Sterling Brown	10/10/92	6-101	New Hampshire
Rod Boothes	10/3/92	5-128	Maine
Rod Boothes	9/12/92	5-197	James Madison
Sterling Brown	11/2/91	7-105	Connecticut
Price Williams	10/26/91	5-113	at James Madison
Sterling Brown	9/28/91	10-173	VMI
Curtis Jefferson	11/10/90	9-101	Delaware
Curtis Jefferson	9/8/90	9-101	at Navy
Marvin Hargrove	11/4/89	9-154	at Massachusetts
Marvin Hargrove	9/2/89	8-148	Villanova
Marvin Hargrove	11/21/87	4-102	at William & Mary
James Church	11/15/86	11-109	Maine
James Church	11/8/86	8-136	Virginia Tech
James Church	11/1/86	10-132	at Georgia
John Henry	9/13/86	13-214	at Massachusetts
James Church	9/6/86	7-123	New Hampshire
Leland Melvin	11/2/85	5-101	at Boston University
Leland Melvin	10/5/85	4-122	James Madison
Leland Melvin	9/21/85	7-118	at VMI
Leland Melvin	9/7/85	9-110	at Virginia Tech
Leland Melvin	12/1/84	10-132	at Rhode Island
Leland Melvin	11/24/84	6-120	Boston University
Leland Melvin	10/27/84	8-106	VMI
Leland Melvin	10/6/84	11-120	Wake Forest
Leland Melvin	9/1/84	10-208	at James Madison
Leland Melvin	11/19/83	9-102	at William & Mary
Leland Melvin	11/5/83	8-104	James Madison
Ken Tweedy	11/1/80	9-118	Cincinnati
Dinky Jones	10/12/74	6-148	at Ball State
Mike Mahoney	9/7/74	11-181	Villanova
Jim Livesay	11/21/70	4-148	William & Mary
Jerry Haynes	10/3/70	6-148	at S. Mississippi
Jim Livesay	11/22/69	9-161	at William & Mary
Walker Gillette	11/15/69	6-118	at West Virginia
Walker Gillette	11/8/69	2-106	Furman
Walker Gillette	11/1/69	9-168	The Citadel
Walker Gillette	10/25/69	7-160	at S. Mississippi
Jim Livesay	10/25/69	6-101	at S. Mississippi
Jim Livesay	10/4/69	9-124	Virginia Tech
Walker Gillette	9/20/69	16-264	at Mississippi State
Walker Gillette	12/27/68	20-242	vs. Ohio
Jim Livesay	12/27/68	10-127	vs. Ohio
Walker Gillette	11/23/68	8-164	William & Mary
Walker Gillette	11/16/68	4-121	at S. Mississippi
Jim Livesay	11/16/68	6-146	at S. Mississippi
Walker Gillette	10/19/68	5-198	Furman
Walker Gillette	10/28/67	4-162	at Virginia Tech
Walker Gillette	9/30/67	9-111	VMI
Dennis Phelps	10/16/65	7-110	at Buffalo
John Hilton	10/17/64	9-147	at Davidson
Norris Aldridge	11/9/63	7-117	at The Citadel
John Hilton	11/2/62	8-138	at George Washington
Aubrey Rosser	11/24/49	7-188	Washington & Lee

TOTAL OFFENSE / ALL-PURPOSE RECORDS

Total Offense

GAME						
Name	Date	Run	Pass	Total	Opponent	
1. Michael Strauss	11/16/13	12	543	555	at Delaware	
2. Buster O'Brien	12/27/68	39	447	486	vs. Ohio	
3. Stacy Tutt	10/22/05	74	376	450	Hofstra	
4. Michael Strauss	10/12/13	-13	423	410	at James Madison	
5. Cordell Roane	11/3/01	246	156	402	Hofstra	
Bob Bleier	9/13/86	13	389	402	at Mass.	
7. Eric Ward	9/26/09	4	394	398	vs. VMI	
8. Michael Strauss	12/6/14	-11	402	391	at Coastal Carolina	
9. Aaron Corp	9/24/11	26	351	377	New Hampshire	
Stacy Tutt	11/5/05	104	273	377	VMI	

SEASON

Name	Year	Run	Pass	Total
1. Michael Strauss	2013	-40	3,808	3,768
2. Eric Ward	2008	440	2,808	3,248
3. Stacy Tutt	2005	828	2,219	3,047
4. Michael Strauss	2014	-51	2,876	2,825
5. Eric Ward	2007	476	2,817	2,817
6. Eric Ward	2009	360	2,396	2,756
7. Charlie Richards	1969	109	2,556	2,665
8. Aaron Corp	2011	-29	2,682	2,653
9. Greg Lilly	1992	-87	2,704	2,617
10. Jimmie Miles	1999	633	1,977	2,610

CAREER

Name	Years	Run	Pass	Total
1. Eric Ward	2006-09	1,406	8,969	10,375
2. Bob Bleier	1983-86	-66	8,057	7,991
3. Michael Strauss	2012-14	-88	7,853	7,765
4. Stacy Tutt	2002-05	1,554	5,318	6,872
5. Greg Lilly	1990-93	-308	6,703	6,395
6. Jimmie Miles	1996-99	1,684	3,886	5,570
7. Charlie Richards	1968-70	258	4,473	4,731
8. Buster O'Brien	1966-68	-122	4,424	4,302
9. Tim Hightower	2004-07	3,712	24	3,736
10. Uly Scott	1991-94	3,520	51	3,571

Total Plays

GAME						
Name	Date	Run	Pass	Total	Opponent	
1. Stacy Tutt	10/22/05	27	50	77	Hofstra	
2. Michael Strauss	10/12/13	4	64	68	at JMU	
3. Buster O'Brien	12/27/68	7	58	65	vs. Ohio	
4. Aaron Corp	9/24/11	12	50	62	New Hamp.	
5. John Laub	10/13/12	17	44	61	at New Hamp.	
6. Charlie Richards	9/20/69	13	47	60	at Miss. St.	
7. John Laub	9/29/12	14	44	58	Old Dominion	
Charlie Richards	11/15/69	11	47	58	at West Va.	
9. Greg Lilly	11/10/90	20	37	57	Delaware	
Charlie Richards	10/4/69	15	42	57	Va. Tech	

SEASON

Name	Year	Run	Pass	Total
1. Michael Strauss	2013	55	509	564
2. Eric Ward	2008	152	359	511
3. Jimmie Miles	1999	186	289	475
4. Stacy Tutt	2005	175	297	472
5. Stacy Tutt	2004	141	325	466
6. Eric Ward	2007	108	353	461
7. Charlie Richards	1969	99	356	455
8. Aaron Corp	2011	54	388	442
9. Eric Ward	2009	103	331	434
10. Bob Bleier	1986	39	348	387

CAREER

Name	Year	Run	Pass	Total
1. Eric Ward	2006-09	420	1,644	1,684
2. Bob Bleier	1983-86	144	1,169	1,313
3. Stacy Tutt	2002-05	443	754	1,197
4. Michael Strauss	2012-14	94	1,065	1,159
5. Greg Lilly	1990-93	303	855	1,158
6. Jimmie Miles	1996-99	426	597	1,023
7. Buster O'Brien	1966-68	225	688	913
8. Charlie Richards	1968-70	226	641	867
9. Uly Scott	1991-94	807	4	811
10. Barry Redden	1978-81	707	2	709

All-Purpose Yardage

GAME										
Name	Date	Run	Rec	PR	KR	Int	Ttl	Opp		
1. E. Matthews	9/19/87	159	65	0	141	0	365	UMass		
2. Earl Stoudt	11/23/61	194	44	25	76	18	357	W&M		
3. Tim Hightower	9/22/07	295	20	0	0	0	315	Bucknell		
3. Earl Stoudt	10/22/60	77	21	125	62	25	310	Dvdsn		

SEASON

Name	Year	Run	Rec	PR	KR	Int	Total
1. Tim Hightower	2007	1,924	228	0	0	0	2,152
2. Josh Vaughan	2008	1,884	67	0	0	0	1,951
3. Erwin Matthews	1987	1,234	132	0	529	0	1,895
4. Barry Redden	1981	1,629	107	0	0	0	1,736
5. Jarvis Jennings	1983	1,163	30	0	386	0	1,579
6. Rod Boothes	1992	0	1,115	0	389	0	1,504
7. Uly Scott	1992	1,318	84	0	0	0	1,402
Erwin Matthews	1986	551	77	0	774	0	1,402
9. Eric Hopkins	1989	852	212	0	313	0	1,377
10. Rod Boothes	1993	5	566	163	640	0	1,374

CAREER

Name	Years	Run	Rec	PR	KR	Int	Total
1. Tim Hightower	2004-07	3,712	818	0	30	0	4,560
2. E. Matthews	1985-88	2,197	291	0	1,512	0	4,000
3. Uly Scott	1991-94	3,520	446	0	0	0	3,966
4. Rod Boothes	1990-93	19	1,900	163	1,854	0	3,936
5. Josh Vaughan	2005-08	3,393	369	0	94	0	3,856
6. T. Turner	1997-00	2,603	112	0	1,103	0	3,818
7. Eric Hopkins	1987-90	2,318	429	0	1,029	0	3,776
8. Earl Stoudt	1958-61	1,767	873	499	539	71	3,749
9. Barry Redden	1978-81	3,324	177	0	18	0	3,519
10. Jesse Williams	1977-80	1,209	530	6	1,773	0	3,518

SCORING RECORDS

Points Scored

GAME	Name	Date	TD	EP	Tot	Opponent
1.	Erwin Matthews	9/19/87	6	0	36	Massachusetts
2.	Jimmie Miles	11/21/98	5	0	30	Wm. & Mary
	Henry Dohrman	11/3/28	5	0	30	Lynchburg
	William Ziegler	11/25/20	5	0	30	Rand.-Macon
5.	Earl Stoudt	11/23/61	4	2	26	Wm. & Mary
6.	Seth Fisher	10/4/14	4	0	24	at Liberty
	Kendall Gaskins	9/8/12	4	0	24	Gardner-Webb
	Tyler Kirchoff	10/2/10	4	0	24	Coastal Carolina
	Tim Hightower	9/29/07	4	0	24	New Hampshire
	Tim Hightower	9/22/07	4	0	24	at Bucknell
	Tim Hightower	9/8/07	4	0	24	at Northeastern
	Jimmie Miles	9/4/99	4	0	24	Va. Military
	W.T. Jeffers	10/20/45	4	0	24	at Guilford
	Pierce Simpson	11/24/17	4	0	24	Rand.-Macon

SEASON

Name	Year	TD	EP1	EP2	FG	Total	
1.	Tim Hightower	2007	23	0	0	138	
2.	Josh Vaughan	2008	20	0	0	120	
3.	Andrew Howard	2008	0	59	0	17	110
4.	Andrew Howard	2007	0	58	0	15	103
5.	Seth Fisher	2014	16	0	0	0	96
	Kendall Gaskins	2012	16	0	0	0	96
7.	Peter Yoder	2014	0	36	0	19	93
8.	Greg Grooms	1984	15	0	0	0	90
9.	Joseph Fore	2005	0	36	0	16	84
	Barty Smith	1973	14	0	0	0	84

CAREER

Name	Years	TD	EP1	EP2	FG	Total	
1.	Andrew Howard	2006-09	0	195	0	55	360
2.	Tim Hightower	2004-07	39	0	0	0	234
3.	Kendall Gaskins	2009-12	38	0	0	0	228
4.	Josh Vaughan	2005-08	35	0	0	0	210
5.	Doug Kirchner	1999-02	0	91	0	33	190
6.	Rob Courter	1987-90	0	65	0	41	188
7.	Uly Scott	1991-94	29	0	0	0	174
8.	Stacy Tutt	2002-05	26	0	2	0	160
9.	Brendan Toibin	1983-85	0	70	0	30	160
	Earl Stoudt	1958-61	22	16	3	2	160

Touchdowns

GAME	Name	Date	No.	Opponent
1.	Erwin Matthews	9/19/87	6	Massachusetts
2.	Jimmie Miles	11/21/98	5	William & Mary
	Henry Dohrman	11/3/28	5	Lynchburg
	William Ziegler	11/25/20	5	Randolph-Macon
5.	Seth Fisher	10/4/14	4	at Liberty
	Kendall Gaskins	9/8/12	4	Gardner-Webb
	Tyler Kirchoff	10/2/10	4	Coastal Carolina
	Tim Hightower	9/29/07	4	New Hampshire
	Tim Hightower	9/22/07	4	at Bucknell
	Tim Hightower	9/8/07	4	at Northeastern
	Jimmie Miles	9/4/99	4	Virginia Military
	Earl Stoudt	11/23/61	4	William & Mary
	W.T. Jeffers	10/20/45	4	at Guilford
	Pierce Simpson	11/24/17	4	Randolph-Macon

SEASON

Name	Year	No.	
1.	Tim Hightower	2007	23
2.	Josh Vaughan	2008	20
3.	Seth Fisher	2014	16
	Kendall Gaskins	2012	16
5.	Greg Grooms	1984	15
6.	Barty Smith	1973	14
7.	Uly Scott	1992	13
	Erwin Matthews	1987	13
9.	Stacy Tutt	2005	12
	Jimmie Miles	1998	12
	Danny Holly	1985	12

CAREER

Name	Years	No.	
1.	Tim Hightower	2004-07	39
2.	Kendall Gaskins	2009-12	38
3.	Josh Vaughan	2005-08	35
4.	Uly Scott	1991-94	29
5.	Stacy Tutt	2002-05	26
6.	Seth Fisher	2011-pr.	24
	Jimmie Miles	1996-99	24
8.	Eric Ward	2006-09	23
	Greg Grooms	1983-86	23
10.	TyRonne Turner	1997-00	22
	Erwin Matthews	1985-88	22
	Barry Redden	1978-81	22
	Walker Gillette	1967-69	22
	Earl Stoudt	1958-61	22

Points Scored Kicking

GAME	Name	Date	EP1	FG	Tot	Opponent
1.	Remington Hinshaw	9/15/12	5	4	17	at VMI
2.	Andrew Howard	9/20/08	5	3	14	Maine
	Doug Kirchner	10/19/02	2	4	14	James Madison
4.	Peter Yoder	10/18/14	4	3	13	Rhode Island
	Brandon Jordi	11/1/13	1	4	13	Albany
	Brandon Jordi	10/12/13	1	4	13	at James Madison
	Wil Kamin	9/24/11	4	3	13	New Hampshire
	Andrew Howard	9/29/07	4	3	13	New Hampshire
	Brendan Toibin	10/12/85	4	3	13	at Maine
10.	Peter Yoder	10/25/14	3	3	12	at Elon
	Andrew Howard	11/10/07	6	2	12	at Delaware
	Andrew Howard	9/23/06	2	6	12	Bucknell
	Joseph Fore	11/12/05	6	2	12	at Towson
	Rob Courter	11/14/87	3	3	12	Villanova

SEASON

Name	Year	EP1 (Att.)	FG (Att.)	Total	
1.	Andrew Howard	2008	59 (61)	17 (27)	110
2.	Andrew Howard	2007	58 (58)	15 (22)	103
3.	Peter Yoder	2014	36 (38)	19 (27)	93
4.	Joseph Fore	2005	36 (39)	16 (20)	84
5.	Andrew Howard	2009	44 (46)	13 (22)	83
6.	Brandon Jordi	2013	28 (32)	18 (23)	82
7.	Remington Hinshaw	2012	36 (42)	15 (22)	81
8.	Rob Courter	1988	11 (11)	18 (24)	65
9.	Andrew Howard	2006	34 (34)	10 (13)	64
10.	Brendan Toibin	1984	26 (29)	12 (17)	62

CAREER

Name	Years	EP1 (Att.)	FG (Att.)	Total	
1.	Andrew Howard	2006-09	195 (199)	55 (84)	360
2.	Rob Courter	1987-90	65 (67)	41 (62)	188
3.	Brendan Toibin	1983-85	70 (78)	30 (51)	160
4.	Doug Kirchner	1999-02	72 (84)	25 (42)	147
5.	Joseph Fore	2002-05	58 (63)	22 (35)	124
6.	Scott Schramme	1979-81	49 (53)	22 (42)	115
7.	Terry Carter	1973-75	68 (73)	11 (23)	101
	Keith Clark	1970-72	56 (62)	15 (29)	101
9.	Peter Yoder	2013-pr.	36 (38)	19 (27)	93
10.	Remington Hinshaw	2011-12	39 (46)	19 (23)	90
	Wil Kamin	2009-12	33 (45)	19 (23)	90

Extra Points

GAME	Name	Date	No.	Opponent
1.	Andrew Howard	10/4/08	8	at VMI
	Andrew Howard	9/16/06	8	at VMI
	W.R. Broaddus	11/25/20	8	Randolph-Macon
4.	Andrew Howard	9/8/07	7	at Northeastern
	Rob Courter	9/19/87	7	Massachusetts
	Mike Dussault	12/27/68	7	vs. Ohio
7.	Andrew Howard	9/13/08	6	Towson
	Andrew Howard	11/10/07	6	at Delaware
	Andrew Howard	10/13/07	6	Stony Brook
	Andrew Howard	9/22/07	6	at Bucknell
	Andrew Howard	9/23/06	6	Bucknell
	Joseph Fore	11/12/05	6	at Towson
	Greyson Masters	9/2/95	6	Virginia Military
	Ned Ahnell	10/4/86	6	Boston University
	Steve Adams	9/30/78	6	Cincinnati
	Terry Carter	9/15/73	6	at Davidson
	Mike Bragg	10/14/67	6	at Furman
	George Gasser	10/13/43	6	Norfolk Marines

SEASON

Name	Year	Made (Att.)	
1.	Andrew Howard	2008	59 (61)
2.	Andrew Howard	2007	58 (58)
3.	Andrew Howard	2009	44 (46)
4.	Peter Yoder	2014	36 (38)
	Remington Hinshaw	2012	36 (42)
	Joseph Fore	2005	36 (39)
	Terry Carter	1973	36 (38)
8.	Andrew Howard	2006	34 (34)
9.	Jeff Falkowski	1998	33 (36)
10.	Brendan Toibin	1985	31 (33)
	Mike Dussault	1969	31 (32)

CAREER

Name	Years	Made (Att.)	
1.	Andrew Howard	2006-09	195 (199)
2.	Doug Kirchner	1999-02	91 (106)
3.	Brendan Toibin	1983-85	70 (78)
4.	Terry Carter	1973-75	68 (73)
5.	Rob Courter	1987-90	65 (67)
6.	Mike Dussault	1968-69	59 (64)
7.	Joseph Fore	2002-05	58 (63)
8.	Keith Clark	1970-72	56 (62)
9.	Scott Schramme	1979-81	49 (53)
10.	Remington Hinshaw	2011-12	39 (46)
	Frank Thompson	1946-48	39

Field Goals

GAME	Name	Date	No. (Att.)	Opponent
1.	Brandon Jordi	11/1/13	4 (5)	Albany
	Brandon Jordi	10/12/13	4 (5)	at James Madison
	Remington Hinshaw	9/15/12	4 (5)	at VMI
4.	Peter Yoder	10/25/14	3 (3)	at Elon
	Peter Yoder	10/18/14	3 (4)	Rhode Island
	Wil Kamin	9/24/11	3 (3)	New Hampshire
	Wil Kamin	10/23/10	3 (3)	Towson
	Andrew Howard	11/28/09	3 (4)	vs. Elon
	Andrew Howard	11/22/08	3 (4)	at William & Mary
	Andrew Howard	9/20/08	3 (3)	Maine
	Andrew Howard	9/29/07	3 (4)	New Hampshire
	Todd Barton	11/14/92	3 (3)	Delaware
	Rob Courter	11/3/90	3 (3)	Massachusetts
	Rob Courter	11/5/88	3 (3)	Massachusetts
	Rob Courter	11/14/87	3 (3)	Villanova
	Brendan Toibin	10/12/85	3 (4)	at Maine
	Scott Schramme	10/25/80	3 (4)	Virginia Tech
	Terry Carter	11/9/74	3 (4)	East Carolina

SEASON

Name	Year	No. (Att.)	
1.	Peter Yoder	2014	19 (27)
2.	Brandon Jordi	2013	18 (23)
	Rob Courter	1988	18 (24)
4.	Andrew Howard	2008	17 (27)
5.	Joseph Fore	2005	16 (20)
6.	Remington Hinshaw	2012	15 (22)
	Andrew Howard	2007	15 (22)
8.	Andrew Howard	2009	13 (22)
	Andrew Slater	1996	13 (18)
10.	Brendan Toibin	1984	12 (17)

CAREER

Name	Years	No. (Att.)	
1.	Andrew Howard	2006-09	55 (84)
2.	Rob Courter	1987-90	41 (62)
3.	Doug Kirchner	1999-02	33 (56)
4.	Brendan Toibin	1983-85	30 (51)
5.	Joseph Fore	2002-05	22 (35)
	Scott Schramme	1979-81	22 (42)
7.	Peter Yoder	2013-pr.	19 (27)
	Wil Kamin	2009-12	19 (23)
9.	Brandon Jordi	2013	18 (23)
10.	Remington Hinshaw	2011-12	17 (26)

Field Goals Attempted

Game	No.	Opponent
5	Brandon Jordi vs. Albany, 11/1/13	
5	Brandon Jordi at James Madison, 11/11/13	
5	Remington Hinshaw at VMI, 9/15/12	
4	Peter Yoder vs. Rhode Island, 10/18/14	
	Andrew Howard vs. Elon, 11/28/09	
	Andrew Howard vs. William & Mary, 11/22/08	
	Andrew Howard vs. New Hampshire, 9/29/07	
	Terry Carter vs. East Carolina, 11/9/74	
	Steve Adams at Wisconsin, 9/16/78	
	Scott Schramme vs. Virginia Tech, 10/25/80	
	Brendan Toibin at Maine, 10/12/85	
Season	27	Peter Yoder, 2014
		Andrew Howard, 2008
Career	84	Andrew Howard, 2006-09

Extra Points Attempted

Game	No.	Opponent
9	W.R. Broaddus vs. Randolph-Macon, 11/25/20	
Season	61	Andrew Howard, 2008
Career	199	Andrew Howard, 2006-09

Consecutive Extra Points Made

Andrew Howard	2006-08	121
---------------	---------	-----

SPECIAL TEAMS RECORDS

Kickoff Return Yardage

GAME	Name	Date	No	Yds	Avg	Opponent
1.	Justin Rogers	9/29/07	5	222	44.4	New Hampshire
2.	Justin Rogers	12/7/07	8	217	27.1	at App. State
3.	Jesse Williams	9/27/80	5	215	43.0	at West Virginia
4.	Justin Rogers	9/1/07	5	201	40.2	at Vanderbilt
5.	Jeremiah Hamlin	11/15/14	10	192	19.2	James Madison
6.	Cordell Roane	10/2/99	4	189	47.3	at Delaware
7.	Wayne Pettus	9/24/11	4	159	39.8	New Hampshire
8.	Erwin Matthews	11/8/86	4	156	39.0	Virginia Tech
9.	Rod Boothes	11/23/91	6	152	25.3	at Wm. & Mary
10.	Rod Boothes	9/14/91	3	141	47.0	Rhode Island
	Erwin Matthews	9/19/87	3	141	47.0	Massachusetts

SEASON

Name	Year	No	Yds	Avg
1. Justin Rogers	2007	33	1,002	30.4
2. Rod Boothes	1991	33	813	24.6
3. Erwin Matthews	1986	32	774	24.2
4. Wayne Pettus	2011	32	714	22.3
5. Justin Rogers	2008	34	702	20.6
6. Eric Hopkins	1990	37	696	18.8
7. Jesse Williams	1977	28	652	23.3
8. Jeremiah Hamlin	2014	29	647	22.3
9. Rod Boothes	1992	30	640	21.3
10. Clement Johnson	2004	31	599	19.3

CAREER

Name	Years	No	Yds	Avg
1. Justin Rogers	2007-10	112	2,561	22.9
2. Rod Boothes	1990-93	82	1,854	22.6
3. Jesse Williams	1977-80	79	1,773	22.4
4. Erwin Matthews	1985-88	67	1,512	22.6
5. TyRonne Turner	1997-00	54	1,103	20.4
6. Clement Johnson	2000-04	52	1,076	20.7
7. Eric Hopkins	1987-90	53	1,029	19.4
8. Billy Starke	1981-82	44	873	19.8
9. Al Newby	1973-76	42	856	20.4
10. John Armstrong	1984-85	32	826	25.8

Punt Return Yardage

GAME	Name	Date	No	Yds	Opponent
1.	Perry Schulz	11/29/34	--	222	William & Mary
2.	Jeff Nixon	9/16/78	7	160	at Wisconsin
3.	Derek Hatcher	10/13/07	5	141	Stony Brook
4.	Derek Hatcher	9/20/08	7	133	Maine
	Ed Elliott	9/17/55	--	133	Randolph-Macon
6.	John Armstrong	11/2/85	4	126	at Boston University
7.	Earl Stoudt	10/22/60	--	125	Davidson
8.	Brian Jordan	9/24/88	2	103	Delaware
	John Armstrong	9/14/85	6	103	Massachusetts

SEASON

Name	Year	No	Yds	Avg	
1. Winston October	1998	41	539	13.1	
2. John Armstrong	1985	19	391	20.5	
3. Jeff Nixon	1978	34	342	10.1	
4. Derek Hatcher	2008	31	334	10.8	
5. Brian Jordan	1988	23	333	14.5	
6. Derek Hatcher	2009	28	286	10.2	
7. Winston October	1995	37	284	7.7	
8. Sean Gustus	1999	29	279	9.6	
9. Derek Hatcher	2007	23	276	12.0	
	Brian Jordan	1987	26	276	10.6

CAREER

Name	Years	No	Yds	Avg
1. Winston October	1995-98	112	1,097	9.8
2. Derek Hatcher	2006-09	82	896	10.9
3. Brian Jordan	1986-88	60	692	11.5
4. David Ames	1955-57, 59	36	609	16.9
5. Earl Stoudt	1958-61	49	499	10.2
6. John Armstrong	1984-85	33	472	14.3
7. Sean Gustus	1998-01	39	381	9.8
8. Mike Bixiones	1967-68	45	379	8.4
9. Justin Rogers	2007-10	26	351	6.8
10. Jeff Nixon	1977-78	35	343	9.8

Longest Kickoff Returns

Name	Date	Yds	Opponent
1. Reggie Evans	9/15/79	100	at Virginia Military
Jesse Williams	10/7/78	100	at Villanova
Ed Kreilis	10/18/75	100	Virginia Military
4. John Armstrong	11/3/84	99	Colgate
5. Tremayne Graham	11/14/09	94	at Georgetown
Rod Boothes	9/19/92	94	at Villanova
Jesse Williams	9/27/80	94	at West Virginia
Demetri Kornegay	10/15/77	94	at East Carolina
Earl Stoudt	11/14/59	94	Furman
Art D'Arrigo	10/26/57	94	at Rutgers

Longest Punt Returns

Name	Date	Yds	Opponent
1. Arthur Jones	10/15/38	92	Virginia Military
2. Derek Hatcher	10/17/09	90	at Maine
3. John Armstrong	9/14/85	86	Massachusetts
4. Walt Bolen	10/10/47	85	at Maryland
5. Brian Jordan	9/24/88	84	Delaware
Mickey Marinkov	11/22/56	84	William & Mary
7. Earl Stoudt	10/22/60	80	Davidson
Ed Elliott	9/18/53	80	Randolph-Macon
9. Art D'Arrigo	9/20/58	76	at West Virginia
10. Johnnie Ealey	9/6/86	74	New Hampshire
Winston October	9/16/95	74	The Citadel

Longest Field Goals

Name	Date	Yds	Opponent
1. Johnnie Jones	10/25/75	56	at Appalachian State
2. Andrew Howard	11/8/08	53	at Hofstra
Scott Schramme	10/6/79	53	Arkansas State
4. Brendan Toibin	9/3/83	52	at Southern Miss.
Johnnie Jones	10/30/76	52	Chattanooga
6. Mike White	9/6/97	49	at Colgate
7. Brandon Jordi	11/1/13	48	Albany
Andrew Howard	11/21/09	48	William & Mary
9. Joseph Fore	9/20/03	47	at Furman
Brendan Toibin	9/17/83	47	Toledo

Most Punts

Game	25	Jack Dobson vs. William & Mary, 11/29/34
Season	82	Mike White, 1996
Career	229	Mike White, 1994-97

Most Punt Returns

Game	8	Jim Crenshaw vs. The Citadel, 11/11/67
Season	41	Winston October, 1998
Career	112	Winston October, 1995-1998

Most Punt Returns For Touchdown

Game	1	Many players Last: Ben Edwards against VMI (34 yds.), 9/17/11
Season	2	John Armstrong, 1985
Career	2	Derek Hatcher, 2005-09 Jonathan Mayfield, 2006-09 Arthur Jones, 1938-40 Mickey Marinkov, 1955-58 John Armstrong, 1984-85

Most Kickoff Returns

Game	10	Jeremiah Hamlin vs. James Madison, 11/15/14
Season	37	Eric Hopkins, 1990
Career	112	Justin Rodgers, 2006-10

Most Kickoff Returns For Touchdown

Game	1	Many players Last: Justin Grant (90 yds.), at VMI, 9/15/12
Season	2	Justin Rogers, 2007 Erwin Matthews, 1986
Career	3	Erwin Matthews, 1986-88

Punting Average

GAME	Name	Date	Avg	Opponent
1.	Brian Radford	11/8/8	52.0	at Hofstra
2.	Mark Philp	9/2/78	51.5	Southern Mississippi
3.	Mike Bragg	10/30/65	51.3	The Citadel
4.	Mike Bragg	10/14/67	50.8	at Furman
5.	Bruce Allen	11/6/76	50.8	East Carolina
6.	Kevin Wolfe	10/21/78	50.8	East Carolina
7.	Joe Gulli, Jr.	10/26/13	49.2	Towson
8.	Joe Gulli, Jr.	9/21/13	47.7	Liberty

SEASON

Name	Year	Avg
1. Kevin Wolfe	1978	43.9
2. Bruce Allen	1976	42.9
3. Mike Bragg	1966	42.8
4. Bruce Allen	1975	41.9
5. Mike Bragg	1965	41.7
6. Mike Bragg	1967	41.4
7. Wil Kamin	2010	41.1
8. Arthur Jones	1940	41.0
9. Jeff Olivo	1988	40.8
10. Brendan Toibin	1984	40.5

CAREER

Name	Years	Avg
1. Mike Bragg	1965-67	41.9
2. Wil Kamin	2009-12	41.1
3. Bruce Allen	1975-77	40.1
4. Jay Jones	1971-73	39.8
5. Kevin Wolfe	1978-80	39.6
6. Nick Hicks	2009-12	38.7
7. Chris Radford	2002-05	37.6

Longest Punts

Name	Date	Yds	Opponent
1. Jack Dobson	10/13/34	85	vs. Emory & Henry
2. Ron Gordon	11/7/64	80	at Buffalo
3. Bruce Allen	11/6/76	79	East Carolina
Arthur Jones	10/5/40	79	at Virginia Tech
5. Jack Dobson	11/24/32	78	William & Mary
6. Mike White	11/1/97	76	Northeastern
7. Jeff Olivo	9/2/89	74	Villanova
8. Mike Bragg	9/16/67	73	West Virginia
Mike Bragg	10/30/65	73	The Citadel
10. Jeff Olivo	9/23/89	72	Virginia Military
Bruce Allen	10/18/75	72	Virginia Military
Jay Jones	12/28/71	72	Toledo

DEFENSIVE RECORDS

Interceptions

GAME	Name	Date	No.	Opponent
1.	Seth Williams	12/6/08	3	at Appalachian State
	Scott Burton	9/28/91	3	Virginia Military
	Brian Jordan	10/17/87	3	at Maine
	Mark Aucker	10/18/86	3	Virginia Military
	Mike London	11/13/82	3	North Texas State
	Louis Wacker	11/6/54	3	Wake Forest
	Marion Timberlake	9/28/46	3	Virginia Military

SEASON	Name	Year	No.
1.	Jeff Nixon	1976	8
2.	Justin Rogers	2008	7
	Taylor Lackey	1985	7
	Jeff Nixon	1978	7
5.	Winston October	1998	6
	Mike London	1982	6
	Bob Loprete	1972	6
	Ray Easterling	1970	6
9.	Wayne Pettus	2013	5
	Darryl Hamilton	2012	5
	Doug Howell	2012	5
	Ramon Richeson	2002	5
	Maurice Glenn	1993	5
	Scott Burton	1992	5
	Scott Burton	1991	5
	James Smith	1989	5
	Mark Aucker	1986	5

CAREER	Name	Years	No.
1.	Jeff Nixon	1975-78	23
2.	Scott Burton	1991-94	16
3.	Justin Rogers	2007-10	12
	Winston October	1995-98	12
	Taylor Lackey	1982-85	12
6.	Maurice Glenn	1991-94	11
	Brian Jordan	1986-88	11
8.	Patrick Weldon	2007-10	10
	Bob Loprete	1971-73	10
	Ray Easterling	1969-71	10

Longest Interception Return

Name	Date	No.	Opponent
1. Tom Theodose	11/5/55	95	Davidson
2. Michael Ireland	10/24/09	91	Massachusetts
3. Wayne Tosh	10/24/70	83	East Carolina
4. J.M. Stoneburner	11/3/45	81	Oceana Air Base
5. Bob Loprete	10/21/72	80	at Furman
6. Bob Longacre	9/18/43	72	Richmond Air Base
7. Hobson Snead	10/1/21	70	Catholic
8. Joe Stromick	10/3/64	67	at So. Mississippi
9. John Gavlick	10/20/51	65	Davidson
Joe DeMotte	10/23/25	65	Randolph-Macon

Interception Return Yards Gained

Game	95	Tommy Theodose vs. Davidson, 11/5/55
Season	171	Jeff Nixon, 1978
Career	379	Jeff Nixon, 1975-78

Interception Returns For Touchdown

Game	1	Many players
		Last: Justin Williamson (24 yds.), vs. Rhode Island, 11/3/12
Season	2	Justin Rogers, 2008
		Derek Hatcher, 2008
		Jeff Nixon, 1978
		Ray Easterling, 1970
		Buddy Davis, 1958
		Marion Timberlake, 1946
		Victor Chaltain, 1931
		Hobson Snead, 1921
Career	3	Justin Rogers, 2007-10
	2	Derek Hatcher, 2006-09
		Shawn Barber, 1994-97
		Scott Burton, 1991-94
		Jeff Nixon, 1975-78
		Bob Loprete, 1971-73
		Ray Easterling, 1969-71
		Buddy Davis, 1955-58
		Marion Timberlake, 46
		Victor Chaltain, 1931-33
		Hobson Snead, 1919-22

Tackles

SEASON	Name	Year	No.
1.	Larry Braun	1978	186
2.	Eric Johnson	1991	179
3.	Eric Johnson	1990	173
	Eric Johnson	1992	173
5.	James Smith	1990	150
6.	Damon Miller	1986	145
7.	Troy Gray	1986	144
8.	Darius McMillan	2011	133
	Larry Braun	1979	133
10.	Adam Goloboski	2005	131
	Ray Geoffroy	1994	131

CAREER	Name	Years	No.
1.	Eric Johnson	1989-92	643
2.	Eric McBride	2007-10	446
3.	Larry Braun	1977-80	429
4.	Maurice Glenn	1991-94	424
5.	Adam Goloboski	2003-06	406
6.	Lamont Neal	1994-97	401
7.	Troy Gray	1982-84	389
8.	Damon Miller	1984-86	353
9.	Jeff Edmiston	1991-94	340
	Cary Goodwin	1994-97	340

Sacks

SEASON	Name	Year	No.
1.	Marc Megna	1997	14.0
2.	Marc Megna	1998	13.0
3.	Lawrence Sidbury Jr.	2008	11.5
4.	Sherman Logan	2005	11.0
5.	Steve Boyer	2002	10.0
6.	Jon Wilfong	2001	9.5
7.	Tracy Parker	1991	9.0
8.	Tom Coles	1987	8.0
	Tom Coles	1988	8.0
	Edmond Mintah	1994	8.0
	Steve Quander	1997	8.0
	Justin Oravitz	1997	8.0

CAREER	Name	Years	No.
1.	Marc Megna	1994-98	32.0
2.	Steve Quander	1994-97	25.0
3.	Tom Coles	1986-88	24.5
4.	Lawrence Sidbury Jr.	2004-08	20.0
	Sherman Logan	2003-08	20.0
	Shawn Barber	1994-97	20.0
	Justin Oravetz	1995-97	20.0
8.	Jonathan Wilfong	1997-01	19.5
9.	Martin Parker	2007-10	19.0
10.	Evan Kelly	2010-14	17.0

DEFENSIVE TEAM RECORDS

Fewest Points Allowed

Season	20	1939
--------	----	------

Fewest Touchdowns Allowed

Season	3	1939
--------	---	------

Most Shutouts of Opponents

Season	7	1939
--------	---	------

Fewest First Downs Allowed

Game	3	Delaware, 11/15/08
		Furman, 11/8/69
Season	105	1962

Fewest Total Offense Yards Allowed

Game	53	Delaware, 11/15/08
Season	1,569	1954
Per Game	174.3	1954

Fewest Rushing First Downs Allowed

Game	1	Elon, 10/25/14
		Delaware, 11/15/08
		Furman, 11/8/69
Season	56	2001

Fewest Rushing Yards Allowed

Game	-27	at James Madison, 10/25/97
Season	958	2001
Per Game	79.0	2009

Fewest Passing First Downs Allowed

Game	0	Georgetown, 10/25/08
		at VMI, 10/4/08
		at Virginia Tech, 9/27/75
Season	31	1958

Fewest Passing Yards Allowed

Game	-2	at Northeast Louisiana, 10/27/73
Season	363	1953
Per Game	40.3	1953

Most Interceptions

Game	8	at Hampden-Sydney, 10/8/38
Season	29	2008

Most Interception Return Yards

Game	133	Cincinnati, 9/30/78
Season	475	2008

Most Interception Returns For TD

Game	2	Towson, 9/13/08
		at Boston University, 9/28/96
		Cincinnati, 9/30/78
Season	4	2008
		1946

Most Opponent Fumbles

Game	11	vs. East Carolina, 10/21/78
Season	44	1978

TEAM RECORDS

Scoring

GAME	Opponent	Date	TD	EP1	EP2	FG	Tot	Score
1.	Randolph-Macon	11/24/17	12	8	0	0	80	80-0
2.	Norfolk Marines	10/13/43	11	8	0	0	74	74-7
3.	Randolph-Macon	11/25/20	9	8	0	0	62	62-7
4.	VMI	9/16/06	8	8	0	0	58	58-7
5.	at VMI	10/4/08	8	8	0	0	56	56-16
	VMI	9/20/97	8	6	1	0	56	56-3
7.	Boston University	10/4/86	8	6	1	0	56	56-15
8.	Morehead State	8/30/14	7	5	1	2	55	55-10
	Colgate	11/3/84	7	7	0	2	55	55-24
10.	Massachusetts	9/19/87	7	7	0	1	52	52-51

SEASON	Year	G	TD	EP1	EP2	FG	SF	Tot	Avg
1.	2008	16	64	62	0	0	0	506	31.6
2.	2007	14	63	58	4	15	0	489	34.9
3.	2014	14	54	46	4	19	0	435	31.1
4.	2009	13	47	44	2	13	1	389	29.9
5.	2012	11	47	38	0	15	0	365	33.2
6.	2005	13	44	37	0	16	0	349	26.8
7.	1992	11	46	24	5	8	1	338	30.7
8.	2013	12	40	28	5	18	0	332	27.7
9.	1984	10	39	32	1	12	1	306	30.6
10.	1973	10	41	36	2	4	0	298	29.8

Total Offense

GAME	Opponent	Date	Run	Pass	Yds
1.	at Delaware	11/16/13	137	543	680
2.	Morehead State	8/30/14	235	408	643
3.	at Northeastern	9/8/07	443	199	642
4.	at Bucknell	9/22/07	405	207	612
5.	James Madison	9/12/92	272	313	585
6.	VMI	11/5/05	273	300	573
7.	at Massachusetts	10/13/84	263	299	562
8.	VMI	9/16/06	367	193	560
9.	vs. Ohio	12/27/68	109	447	556
10.	vs. VMI	9/26/09	154	394	548

SEASON	Year	G	Run	Pass	Yds
1.	2014	14	2,060	4,393	6,453
2.	2008	16	2,992	2,877	5,869
3.	2007	14	3,284	2,391	5,675
4.	2013	12	1,358	3,939	5,297
5.	2005	13	2,465	2,492	4,957
6.	1992	11	1,944	2,817	4,761
7.	2009	13	2,065	2,532	4,597
8.	2012	11	1,547	2,983	4,530
9.	1984	10	2,179	2,210	4,389
10.	1986	11	1,740	2,545	4,285

Passes Attempted

GAME	Name	Date	Att
1.	at James Madison	10/12/13	64
2.	vs. Ohio	12/27/68	58
3.	at New Hampshire	10/13/12	57
4.	at Coastal Carolina	12/6/14	53
	VMI	10/25/41	53
6.	Massachusetts	10/29/11	52
7.	New Hampshire	9/24/11	50
	at Villanova	11/4/06	50
	Hofstra	10/22/05	50
10.	at Towson	10/26/13	49

SEASON	Year	G	Att	Avg
1.	2014	14	575	41.1
2.	2013	12	533	44.4
3.	2012	11	441	40.1
4.	2011	11	410	37.3
5.	2005	13	378	29.1
6.	1969	10	373	37.3
6.	2008	16	371	23.2
7.	2007	14	365	26.1
8.	1986	11	357	33.5
9.	2009	13	354	27.2
10.	2003	11	336	30.5

Passes Completed

GAME	Opponent	Date	No
1.	at James Madison	10/12/13	41
2.	vs. Ohio	12/27/68	39
3.	Towson	10/26/13	36
4.	at Albany	10/11/14	35
	at Liberty	10/4/14	35
	at Delaware	11/16/13	35
	New Hampshire	9/24/11	35
8.	at Villanova	11/4/06	34
9.	at New Hampshire	10/13/12	32
	Maine	10/22/11	32
	Hofstra	10/22/05	32

SEASON	Year	G	No	Avg
1.	2014	14	360	25.7
2.	2013	12	350	29.2
3.	2012	11	274	24.9
4.	2011	11	256	23.3
5.	2008	16	234	14.6
6.	2007	14	218	15.6
7.	2009	13	216	16.6
8.	2005	13	201	15.5
9.	1986	11	200	18.2
10.	2004	11	193	17.5

Passing Yardage

GAME	Opponent	Date	Att	Cmp	Yds	TDs
1.	at Delaware	11/16/13	46	35	543	5
2.	vs. Ohio	12/27/68	58	39	447	4
3.	at Villanova	11/4/06	34	50	425	2
4.	at James Madison	10/12/13	64	41	423	2
5.	Morehead State	8/30/14	41	28	408	4
6.	at Coastal Carolina	12/6/14	53	27	402	2
7.	VMI	9/26/09	39	28	394	3
8.	at Massachusetts	9/13/86	41	17	389	2
9.	at So. Mississippi	11/16/68	39	22	387	3
10.	Hofstra	10/22/05	50	32	376	4

SEASON	Year	G	Att	Cmp	Int	Pct	Yds	Avg	TDs
1.	2014	14	575	360	22	62.6	4,393	313.8	27
2.	2013	12	533	350	9	65.7	3,939	328.3	28
3.	2012	11	441	274	4	62.1	2,983	271.2	18
4.	2008	16	371	234	7	.631	2,877	179.8	18
5.	2011	11	410	256	14	.624	2,822	256.5	17
6.	1992	11	286	171	12	.598	2,817	256.1	19
7.	1969	10	373	185	16	.496	2,651	265.1	23
8.	1986	11	357	200	20	.560	2,545	231.4	20
9.	2009	13	354	216	13	.610	2,532	194.8	16
10.	2005	13	378	201	14	.723	2,492	191.7	16

Rushes

GAME	Opponent	Date	No
1.	East Carolina	11/17/56	88
2.	James Madison	10/13/01	80
3.	Hampden-Sydney	10/27/34	79
4.	The Citadel	10/12/56	78
5.	at Villanova	10/28/00	77

SEASON	Year	G	No	Avg
1.	2008	16	670	41.9
2.	2000	11	669	60.8
3.	2001	11	637	57.9
4.	1996	11	608	55.2
5.	1978	11	601	54.6
6.	1995	11	590	53.6
7.	2007	14	589	42.1
8.	1975	11	588	53.3
9.	1976	11	566	51.5
10.	1992	11	558	50.7

Rushing Yards

GAME	Opponent	Date	Yds	TD
1.	at Northeastern	9/8/07	443	6
2.	at Villanova	10/28/00	430	4
3.	at Bucknell	9/22/07	405	6
4.	Randolph-Macon	9/21/46	400	5
	Hampden-Sydney	9/24/54	400	3
6.	Randolph-Macon	9/20/47	398	4
7.	at UMass	11/23/21	386	4
8.	at Arkansas State	9/30/00	382	4
9.	Randolph-Macon	9/21/56	376	6
10.	at VMI	10/29/83	373	3

SEASON

Year	G	Att	Yds	YPC	YPG	TD	
1.	2007	14	589	3,284	5.6	234.6	39
2.	2008	16	670	2,992	4.5	187.0	40
3.	2000	11	669	2,932	4.4	266.5	22
4.	2001	11	637	2,748	4.3	249.8	20
5.	1998	11	553	2,676	4.8	243.3	26
6.	2005	13	540	2,465	4.6	189.6	26
7.	1981	11	552	2,329	4.2	211.7	17
8.	1995	11	590	2,315	3.9	210.5	19
9.	2002	11	555	2,185	3.9	198.6	16
10.	1987	11	554	2,180	3.9	198.2	19

First Downs

GAME	Opponent	Date	Run	Pass	Pen	Tot
1.	Hofstra	10/22/05	13	19	3	35
2.	vs. Ohio	12/27/68	8	24	0	32
	James Madison	11/5/83	17	14	1	32
4.	Morehead State	8/30/14	8	23	0	31
	at Delaware	11/16/13	9	20	2	31
	at Rhode Island	12/1/84	17	13	1	31
	New Hampshire	10/10/92	10	16	5	31
8.	at New Hampshire	10/13/12	9	17	3	29
	VMI	9/26/09	8	20	1	29
	VMI	11/5/05	15	13	1	29
	at William & Mary	11/17/73	19	8	2	29
	at Virginia Tech	9/7/85	14	13	2	29

SEASON

Year	G	Run	Rec	Pen	Tot	Avg	
1.	2014	14	98	213	21	332	23.7
2.	2008	16	166	125	18	309	19.3
3.	2013	12	93	188	18	299	24.9
4.	2007	14	156	121	8	285	20.4
5.	2005	13	138	114	14	266	20.5
6.	2009	13	131	116	12	259	19.9
7.	1992	11	118	114	18	250	22.7
8.	2012	11	80	147	16	243	22.1
9.	1985	11	102	112	21	235	21.4
10.	1984	10	113	102	13	228	22.8

Rushing First Downs

GAME	Opponent	Date	No
1.	East Carolina	11/17/56	24
2.	Hampden-Sydney	10/27/34	22
	The Citadel	11/3/73	22
4.	at Villanova	10/28/00	21
	Cincinnati	11/1/80	21
6.	at Massachusetts	11/23/01	19
	at James Madison	10/13/01	19
	at William & Mary	11/17/73	19

SEASON

Year	G	No	Avg	
1.	2008	16	166	10.4
2.	2007	14	156	11.1
	2000	11	156	14.2
4.	2001	11	147	13.4
5.	2005	13	138	10.6
6.	2009	13	131	10.1
	1998	12	131	10.9
8.	1981	11	124	11.3
9.	1995	11	118	10.7
	1992	11	118	10.7

Passing First Downs

GAME	Opponent	Date	No
1.	vs. Ohio	12/27/68	24
2.	Morehead State	8/30/14	23
3.	at Delaware	11/16/13	21
4.	New Hampshire	9/24/11	20
	VMI		

BOWL GAMES

1968 Tangerine Bowl

Richmond 49, Ohio 42
 December 28, 1968
 Tangerine Bowl (16,114) • Orlando, Fla.

ORLANDO, Fla. - Richmond entered the 1968 Tangerine Bowl as decided underdog to 17th-ranked Ohio University, one of three major unbeaten and untied football teams in the nation. But, as the Bobcats would soon learn, sometimes the worst bite is that of an upset-minded Spider.

Quarterback Buster O'Brien threw for a school-record 447 yards on 38-of-58 passing, split end Walker Gillette reeled in 20 passes for 242 yards and safety Jimmy Altis grabbed one interception and recovered two fumbles in leading Richmond to a 49-42 win at Orlando, Fla.

"It is the biggest thing I have ever been associated with," Spider head coach Frank Jones said. "I know it is the biggest athletic victory for the University of Richmond."

Ohio took the early lead when quarterback Cleve Brown fired a 48-yard touchdown strike to Todd Snyder, the first of three scores for the fleet receiver. Richmond knotted the score on O'Brien's scoring pass to Jim Livesay. Minutes later, O'Brien scored on a 31-yard touchdown run, putting the Spiders in front for good.

"I've played football a long time, but this is the greatest," O'Brien said after the game. "It's something we've been working on since spring practice."

SCORING SUMMARY

	1	2	3	4	Final
Richmond	7	21	14	7	49
Ohio	7	14	13	8	42

- 10:51 (1st) OU - Snyder 49 yd pass from Bryant (Pataki kick)
- 02:51 (1st) UR - Livesay 24 yd pass from O'Brien (Dussault kick)
- 12:59 (2nd) UR - O'Brien 31 yd run (Dussault kick)
- 10:37 (2nd) OU - Bryant 7 yd run (Pataki kick)
- 08:39 (2nd) UR - Kellum 1 yd run (Dussault kick)
- 04:50 (2nd) UR - Gillette 5 yd pass from O'Brien (Dussault kick)
- 00:33 (2nd) OU - Snyder 3 yd pass from Bryant (Pataki kick)
- 10:22 (3rd) OU - Snyder 45 yd pass from Bryant (Pataki kick)
- 04:06 (3rd) UR - Kellum 4 yd run (Dussault kick)
- 01:30 (3rd) UR - Crenshaw 12 yd pass from O'Brien (Dussault kick)
- OU - LeVeck 2 yd run (run failed)
- 05:29 (4th) UR - Livesay 15 yd pass from O'Brien (Dussault kick)
- 01:33 (4th) OU - Houmard 3 yd pass from Bryant (LeVeck run)

INDIVIDUAL STATISTICS

RICHMOND

Rushing (Att-Yds): Kellum 15-36, O'Brien 7-39, Crenshaw 4-19, Morris 2-7, Olejack 2-4, Mauro 2-4
 Passing (Comp-Att-Int-Yds): O'Brien 39-58-1-447-4TD
 Receiving (Rec-Yds): Gillette 20-242, Livesay 10-127, Crenshaw 4-31, Olejack 2-28, England 1-10, Kellum 1-9, Morris 1-0

OHIO

Rushing (Att-Yds): LeVeck 20-85, Bryant 17-74, Houmard 5-19, Mitchell 1-(-2)
 Passing (Comp-Att-Int-Yds): Bryant 17-33-2-223-4TD, LeVeck 1-1-0-46
 Receiving (Rec-Yds): Snyder 11-214, Swindell 3-28, LeVeck 2-33, Houmard 2-14



Jim Livesay caught 10 passes for 127 yards and scored two touchdowns in the Spiders' 49-42 win in the 1968 Tangerine Bowl.

1971 Tangerine Bowl

Toledo 28, Richmond 3
 December 28, 1971
 Tangerine Bowl (16,750) • Orlando, Fla.

ORLANDO, Fla. - By beating William & Mary 21-19, the Spiders won the Southern Conference Championship and an automatic bid to the Tangerine Bowl, where Richmond met the undefeated and highly-ranked University of Toledo Rockets. The Rockets brought a 34-game winning streak into the contest. Barty Smith represented the Spiders' offense on the day with 10 carries for 51 yards. Richmond was overwhelmed by the tenacious Rocket defense which allowed Spider quarterback Ken Nichols just two completions and forced two interceptions and one fumble in a 28-3 defeat.

Richmond grabbed the lead with a 27-yard field goal by Keith Clark midway through the first quarter. Toledo took the lead for good early in the second quarter when All-America defensive end Mel Long recovered Nichols' fumble in the end zone. The Rockets scored once more before halftime and twice in the fourth quarter to win their 35th consecutive game. Toledo out-gained the Spiders on offense 395 to 138 in total yards.

SCORING SUMMARY

	1	2	3	4	Final
Richmond	3	0	0	0	3
Toledo	0	14	0	14	28

- 06:50 (1st) UR - Keith Clark 27 yd field goal
- (2nd) UT - Mel Long fumble recovery in end zone (Keim kick)
- (2nd) UT - Schwartz 1 yd run (Keim kick)
- (4th) UT - Ealey 1 yd run (Keim kick)
- (4th) UT - Schwartz 3 yd run (Keim kick)


INDIVIDUAL STATISTICS

RICHMOND

Rushing (Att-Yds): Meyers 13-32, Smith 10-51, Nichols 8-14, Edwards 4-17
 Passing (Comp-Att-Int-Yds): Nichols 2-11-2-24
 Receiving (Rec-Yds): Popovich 1-12, Smith 1-12

TOLEDO

Rushing (Att-Yds): Schwartz 20-51, Ealey 12-38, Moorman 4-48, Keim 6-30
 Passing (Comp-Att-Int-Yds): Ealey 14-23-0-176, Arthur 1-1-0-13
 Receiving (Rec-Yds): Fair 8-100, Baker 2-37, Calabrese 2-29, Schwartz 2-18, Downey 1-5



Barty Smith rushed for 51 yards on 10 carries and caught one pass for 12 yards in Richmond's 28-3 loss to Toledo in the 1971 Tangerine Bowl.

NCAA PLAYOFF GAMES

1984 I-AA First Round

#12 Richmond 35, Boston U. 33

November 24, 1984

UR Stadium (11,236) • Richmond, Va.

RICHMOND, Va. - This first round Division I-AA playoff game was a great offensive show for both teams. Richmond gained a total of 430 yards, 205 rushing and 225 passing. Boston University totaled 374 yards with 196 of them on the ground and 178 in the air. Richmond's Greg Grooms and David Bayer each scored two touchdowns, while each gained more than 100 total yards. Boston U's Paul Lewis scored two touchdowns while rushing for 156 yards, and Bill Brooks scored three fourth-quarter touchdowns and totaled 112 yards receiving.

Boston got on the board first with an 11-yard run by Lewis with 6:05 remaining in the opening quarter. Lewis was the key to the drive, rushing four times for 65 yards. Richmond answered with its own touchdown at the 41-second mark. Bob Bleier hooked up with Grooms for a 21-yard scoring pass. The big play was a 56-yard pass to Leland Melvin.

Richmond took the lead for good on its next possession. Grooms scored again on a six-yard run at 8:43 of the second quarter. The drive was 12 plays for 65 yards. The Spiders scored again on their third consecutive drive when Bayer ran it in from nine yards out. This score resulted from a Spider reception by Don Miller. The drive accumulated 44 yards on six plays at the 5:24 mark of the second quarter. The Spiders survived a late comeback effort by the Terriers to advance to the second round.

SCORING SUMMARY

	1	2	3	4	Final
Boston	7	7	0	19	33
#12 Richmond	7	14	0	14	35

- 06:05 (1st) BU - Paul Lewis 11 yd run (Green kick)
- 00:41 (1st) UR - Greg Grooms 21 yd pass from Bleier (Toibin kick)
- 08:43 (2nd) UR - Greg Grooms 6 yd run (Toibin kick)
- 05:21 (2nd) UR - David Bayer 9 yd run (Toibin kick)
- 02:15 (2nd) BU - Paul Lewis 4 yd run (Green kick)
- 13:30 (4th) UR - David Bayer 8 yd run (Toibin kick)
- 10:41 (4th) UR - James Church 27 yd pass from Bleier (Toibin kick)
- 08:57 (4th) BU - Bill Brooks 34 yd pass from Mancini (kick failed)
- 05:39 (4th) BU - Bill Brooks 18 yd pass from Mancini (run failed)
- 02:11 (4th) BU - Bill Brooks 4 yd pass from Mancini (Green kick)


INDIVIDUAL STATISTICS

RICHMOND

Rushing (Att-Yds): Grooms 21-109, Bayer 14-67, Holly 2-9, Bleier 3-2, Bensley 1-6, Melvin 1-12
 Passing (Comp-Att-Int-Yds): Bleier 15-31-1-225
 Receiving (Rec-Yds): Melvin 6-120, Grooms 5-46, Henry 3-32, Church 1-27

BOSTON

Rushing (Att-Yds): Lewis 25-156, Pettus 9-41, Mancini 3-(-10), Wilcox 2-5, Graham 2-3
 Passing (Comp-Att-Int-Yds): Mancini 14-37-1-178
 Receiving (Rec-Yds): Brooks 7-112, Gadbois 4-48, Bleskoski 1-8, Lewis 1-5, Pettus 1-5



Bob Bleier completed 15 of 31 passes for 225 yards and two touchdowns as the Spiders topped Boston University in their first-ever appearance in the NCAA I-AA Playoffs.

1984 I-AA Quarterfinals

Rhode Island 23, #12 Richmond 17

December 1, 1984

Meade Stadium (10,446) • Kingston, R.I.

KINGSTON, R.I. - This Division I-AA quarterfinal playoff game was similar to Richmond's first round game in that it was an offensive battle. The two teams combined for almost 900 total yards. Richmond gained 491 and Rhode Island 402. The Spiders passed for 278 yards and rushed for 213. The story for Rhode Island was Tom Ehrhardt passing for 389 yards and three touchdowns. The most critical aspect of the game was the Spiders missing three first-half field goal attempts.

Richmond opened the scoring by converting a 25-yard field goal by Brendan Toibin with :53 remaining in the opening period. Rhode Island answered quickly on its next possession. Bob Donfield caught a two-yard pass from Ehrhardt at the 11:28 mark of the second quarter. Ehrhardt was the key, completing all eight attempts for 57 of the 58 yards the drive consumed.

The Spiders came back to take a 10-7 lead by scoring on a 12-yard pass from Bob Bleier to Leland Melvin with 4:15 left in the first half. Once again, the Rams came right back. This time Ehrhardt threw a two-yard touchdown pass to Dameon Reilly with 1:07 left in the half. The drive went 70 yards on nine plays to make the halftime score 14-10 Rhode Island.

The Rams held a 23-10 lead heading into the fourth quarter when the Spiders tightened the game at 23-17. David Bayer scored from one yard out to cap a 10-yard play, 68-yard drive. Richmond could not muster another scoring drive. The game ended with the Rams advancing to the semifinals.

SCORING SUMMARY

	1	2	3	4	Final
#12 Richmond	3	7	0	7	17
Rhode Island	0	14	9	0	23

- 00:53 (2nd) UR - Brendan Toibin 25 yard field goal
- 11:28 (2nd) URI - Bob Donfield 2 yd pass from Ehrhardt (Stringfellow kick)
- 04:15 (2nd) UR - Leland Melvin 12 yd pass from Bleier (Toibin kick)
- 01:07 (2nd) URI - Dameon Reilly 2 yd pass from Ehrhardt (Stringfellow kick)
- 09:50 (3rd) URI - Brian Forster 25 yd pass from Ehrhardt (kick failed)
- 03:21 (3rd) URI - Paul Stringfellow 26 yd field goal
- 03:31 (4th) UR - David Bayer 1 yd run (Toibin kick)


INDIVIDUAL STATISTICS

RICHMOND

Rushing (Att-Yds): Bayer 32-139, Grooms 21-82, Bleier 5-2, Bensley 1-1, Kees 2-(-11)
 Passing (Comp-Att-Int-Yds): Bleier 21-37-2-265, Kees 1-3-0-13, Melvin 0-1-0-0
 Receiving (Rec-Yds): Melvin 10-132, Grooms 4-28, Shields 3-60, Church 3-42, Henry 2-16

RHODE ISLAND

Rushing (Att-Yds): Ehrhardt 4-8, Kelley 6-4, Sanders 1-1
 Passing (Comp-Att-Int-Yds): Ehrhardt 34-53-1-389
 Receiving (Rec-Yds): Forster 18-252, Reilly 4-47, Donfield 3-27, Kelley 3-26, Sanders 3-21, Civitella 3-16



Leland Melvin, now a NASA astronaut, caught 10 passes for 132 yards and scored one TD as Richmond fell to Rhode Island, 23-17, in its first-ever NCAA Quarterfinal game.

NCAA PLAYOFF GAMES

1987 I-AA First Round

Appalachian State 20, #17 Richmond 3

November 28, 1987

Conrad Stadium (4,138) • Boone, N.C.

BOONE, N.C. - The first round match-up between Richmond and Appalachian State was played in cold and rainy conditions. The game itself was closer than the score shows. The offensive statistics show Richmond having the better part of the game. The total net yards were Richmond 262 and Appalachian State 193.

The story of the game was turnovers. Richmond lost four fumbles, one interception and had a punt blocked, leading to ASU's first 13 points. ASU threw no interceptions and lost two fumbles, one that led to the Spiders' only three points.

Appalachian State scored first, converting a 32-yard field goal by Bjorn Nittmo with 8:31 remaining in the opening quarter. The drive only gained three yards on four plays, but benefited from great field position. ASU's defense blocked a Richmond punt and recovered it on the Spiders' 17-yard line.

Richmond answered at the 1:59 mark with a 41-yard field goal by Rob Courter. This score came after an ASU fumble was recovered by Jack Henrietta for the Spiders.

Appalachian State took the lead for good at the 8:45 mark of the second quarter when Tim Sanders scored from five yards out. The decisive score capped a three-play, 30-yard drive.

SCORING SUMMARY

	1	2	3	4	Final
#17 Richmond	3	0	0	0	3
Appalachian State	3	10	0	7	20

- 08:31 (1st) ASU - Bjorn Nittmo 32 yd field goal
- 01:59 (1st) UR - Rob Courter 41 yd field goal
- 08:45 (2nd) ASU - Tim Sanders 5 yd run (Nittmo kick)
- 06:30 (2nd) ASU - Bjorn Nittmo 27 yd field goal
- 07:10 (4th) ASU - Doug Beaty 1 yd run (Nittmo kick)

INDIVIDUAL STATISTICS

RICHMOND

Rushing (Att-Yds): Matthews 29-93, Morgan 7-27, Grier 2-1, Neuhoff 2-(-30), Hawley 1-(-15), Yaffa 1-3, Robinson 2-8, Snead 1-1
 Passing (Comp-Att-Int-Yds): Grier 6-13-0-54, Neuhoff 5-7-1-48, Snead 2-6-0-72
 Receiving (Rec-Yds): Ealey 5-82, Matthews 4-14, Hargrove 2-66, Cerick 2-12

APPALACHIAN STATE

Rushing (Att-Yds): Melchor 6-10, Fuller 4-2, Sanders 5-5, Beaty 25-94, Dawson 3-15, Armstrong 3-9
 Passing (Comp-Att-Int-Yds): Fuller 6-14-0-51, Payton 1-1-0-7
 Receiving (Rec-Yds): Melchor 3-13, Wesley 1-8, Beaty 1-23, Young 1-7, Briggs 1-7



Erwin Matthews rushed for 93 yards on 29 carries and caught four passes for 14 yards in Richmond's 20-3 loss to Appalachian State in the 1987 NCAA I-AA First Round.

1998 I-AA First Round

#14 Lehigh 24, #5 Richmond 23

November 29, 1998

UR Stadium (10,254) • Richmond, Va.

RICHMOND, Va. - Riding the momentum of a nine-game winning streak and making its first postseason appearance since 1987, the third-seeded Spiders dropped a 24-23 decision to No. 14 seed and undefeated Lehigh in first round action.

The Spiders jumped out to an early 14-0 advantage after a pair of 70-yard scoring drives. Tailback Jasper Pendergrass put the Spiders on the board first, barreling to a 19-yard touchdown run in the first quarter. Quarterback Jimmie Miles extended Richmond's advantage, finding the end zone on a four-yard run in the early stages of the second quarter. Miles was one of the Spiders' most effective offensive weapons on the day, rushing for 80 yards on 24 carries.

Lehigh narrowed the Spiders' advantage to 14-7 after fullback Jeff Snyder scored from six yards out. The two teams went to halftime tied at 14-14 when Mountain Hawks quarterback Phil Stambaugh connected with Rick Moore on a 45-yard scoring play at the 5:32 mark.

A 25-yard scoring run by Lehigh running back Ronald Jean gave the Mountain Hawks a 21-14 lead to open the fourth quarter. Richmond responded with a Jeff Falkowski 38-yard field goal with 1:53 showing on the clock. The Spiders took a 23-21 lead after Pendergrass burst to paydirt with 1:18 remaining in the game.

After Richmond's PAT failed, Lehigh continued to employ a short passing game that had been effective all day to march into Spiders' territory. The Mountain Hawks converted a crucial fourth and three play on Richmond's 45-yard line. Two plays later, Lehigh kicker Jaron Taaffe connected on a 30-yard game-winning field goal with three seconds to go.

SCORING SUMMARY

	1	2	3	4	Final
#14 Lehigh	0	14	0	10	24
#5 Richmond	7	7	0	9	23

- 09:48 (1st) UR - Jasper Pendergrass 19 yd run (Falkowski kick)
- 11:24 (2nd) UR - Jimmie Miles 4 yd run (Falkowski kick)
- 09:19 (2nd) LU - Brett Snyder 6 yd run (Taaffee kick)
- 05:32 (2nd) LU - Moore 45 yd pass from Phil Stambaugh (Taaffee kick)
- 13:23 (4th) LU - Ron Jean 25 yd run (Taaffee kick)
- 07:53 (4th) UR - Jeff Falkowski 38 yd field goal
- 01:18 (4th) UR - Jasper Pendergrass 5 yd run (kick failed)
- 00:03 (4th) LU - Jaron Taaffe 30 yd field goal

INDIVIDUAL STATISTICS

RICHMOND

Rushing (Att-Yds): Pendergrass 28-152, Miles 24-111, Snider 5-33, Turner 6-13, Jones 1-4
 Passing (Comp-Att-Int-Yds): Miles 8-15-0-98
 Receiving (Rec-Yds): Moore 5-56, Jones 2-33, Pendergrass 1-9

LEHIGH

Rushing (Att-Yds): Jean 17-92, Snyder 3-12, Stambaugh 6-4
 Passing (Comp-Att-Int-Yds): Stambaugh 26-37-0-281, Braswell 1-1-0-27
 Receiving (Rec-Yds): Braswell 8-108, Moore 5-82, Fedorcha 5-39, Jean 4-32, Falzone 2-11, Stambaugh 1-27, Snyder 1-6, Person 1-3



Jimmie Miles rushed for 111 yards and a touchdown on 24 carries, while throwing for 98 yards (8-of-15), in the Spiders' 24-23 loss to Lehigh in the 1998 NCAA I-AA First Round.

NCAA PLAYOFF GAMES

2000 I-AA First Round

#6 Richmond 10, #9 Youngstown State 3

November 25, 2000

UR Stadium (5,484) • Richmond, Va.

RICHMOND, Va. - Sophomore Doug Kirchner nailed a 24-yard field goal that tied the game with 2:47 left and junior cornerback Jason Hill returned an interception 44 yards for a touchdown with 1:22 remaining to give the Spiders a 10-3 victory over the Youngstown State Penguins in the first round of the NCAA I-AA Playoffs at UR Stadium.

On a cold, wet afternoon, the teams played a scoreless first half. Freshman Jake Stewart missed a pair of field goals for the Penguins that could have put them on the scoreboard first. He missed a 37-yarder early in the first quarter and a 41-yard attempt on the final play of the second period. Youngstown State moved to the Richmond seven on its first possession of the third quarter, with 58 yards coming on a pass from junior quarterback Jeff Ryan to junior wideout Sean Guerriero. That aerial set up a 24-yard field goal by Stewart that put the Penguins on top 3-0.

Later in the third period, the Spiders moved to the Youngstown State 21, but Kirchner missed a 38-yard field goal. Richmond put together its most impressive drive of the afternoon in the fourth quarter. The Spiders moved 71 yards in 18 plays in 9:24, advancing to the Youngstown State seven, where Kirchner hit a 24-yard field goal with 2:47 remaining to tie the game at 3-3. On the ensuing possession, the Penguins picked up a first down and moved to their own 37, where Ryan was picked off by Hill at the Youngstown State 44. Hill took the ball down the sideline to the end zone to put Richmond in front 10-3 with 1:22 left.

Senior cornerback Harold Hill, older brother of Jason, intercepted Ryan with 0:41 remaining to secure the win for the Spiders. Richmond's defense held the Penguins to 94 yards rushing, 95 yards passing, 189 yards of total offense and eight first downs.

SCORING SUMMARY

	1	2	3	4	Final
#9 Youngstown State	0	0	3	0	3
#6 Richmond	0	0	0	10	10

09:50 (3rd) YSU - Stewart 24 yd field goal
 02:47 (4th) UR - Kirchner 24 yd field goal
 01:22 (4th) UR - J. Hill 44 yd interception return (Kirchner kick)


INDIVIDUAL STATISTICS

RICHMOND

Rushing (Att-Yds): Wills 14-77, Turner 10-34, Fulton 7-27, Diggs 5-17, Gustus 2-15, Purnell 10-11, Tolhurst 1-3, team 2-(-4)
 Passing (Comp-Att-Int-Yds): Wills 7-4-0-21
 Receiving (Rec-Yds): Fulton 2-13, Ouden 1-4, Tolhurst 1-4

YOUNGSTOWN STATE

Rushing (Att-Yds): Ryan 21-50, Mays 15-35, Lockhart 4-9, Doby 1-3
 Passing (Comp-Att-Int-Yds): Ryan 14-7-2-95
 Receiving (Rec-Yds): Lockhart 3-16, Guerriero 2-63, Burley 2-16



Jason Hill returned a 44-yard interception for a TD with 1:22 left in the fourth quarter against Youngstown State to give the Spiders a 10-3 win in the 2000 NCAA I-AA First Round.

2000 I-AA Quarterfinals

#1 Montana 34, #6 Richmond 20

December 2, 2000

Grizzly Stadium (17,345) • Missoula, Mont.

MISSOULA, Mont. - Senior quarterback Drew Miller threw for 381 yards and three touchdowns as the top-ranked Montana Grizzlies defeated the eighth-seeded Richmond Spiders 34-20 in Missoula. The Spiders held Montana on its first drive, but Richmond began its initial possession on its own four. After failing to pick up a first down, the Spiders punted and Montana began on the Richmond 23. After a two-yard pass, junior running back Yo Humphery ran 21 yards for a touchdown. The Spiders were stopped on their second drive, and Miller hit junior Etu Molden with a 10-yard scoring toss to give the Grizzlies a 13-0 lead.

Richmond then put together a 72-yard drive in 11 plays and reached the end zone late in the first quarter on a two-yard run by quarterback Sean Gustus to make the score 13-6. Miller hit senior Jimmy Farris with a pair of touchdown passes in the second quarter (65 and 20 yards) as the Grizzlies took a 27-6 lead. Gustus crossed the goal line from one yard out later in the second period and Montana had a 27-12 lead at intermission.

Following a scoreless third quarter, Humphery has a five-yard touchdown run early in the fourth period to give Montana a 34-12 lead. Gustus scored from eight yards out late in the game to make the final score 34-20.

SCORING SUMMARY

	1	2	3	4	Final
#6 Richmond	6	6	0	8	20
#1 Montana	13	14	0	7	34

09:55 (1st) UM - Humphery 21 yd run (Snyder kick)
 05:06 (1st) UM - Molden 10 yd pass from Miller (kick failed)
 01:00 (1st) UR - Gustus 2 yd run (kick failed)
 14:43 (2nd) UM - Farris 65 yd pass from Miller (Snyder kick)
 10:10 (2nd) UM - Farris 20 yd pass from Miller (Snyder kick)
 04:19 (2nd) UR - Gustus 1 yd run (kick failed)
 13:22 (4th) UM - Humphery 5 yd run (Snyder kick)
 01:26 (4th) UR - Gustus 8 yd run (Purnell run)

INDIVIDUAL STATISTICS

RICHMOND

Rushing (Att-Yds): Gustus 24-66, Purnell 11-60, Tolhurst 1-51, Fulton 7-35, Diggs 5-23, Turner 10-22
 Passing (Comp-Att-Int-Yds): Gustus 7-4-0-51
 Receiving (Rec-Yds): Tolhurst 2-26, Millard 1-21, Purnell 1-4

MONTANA

Rushing (Att-Yds): Humphery 20-84, Drinkwater 2-8, Malcom 2-3, Miller 3-(-20)
 Passing (Comp-Att-Int-Yds): Miller 41-28-1-381, Edwards 1-1-0-10
 Receiving (Rec-Yds): Molden 9-82, Farris 7-188, Hancock 4-39, Frederick 3-23, Humphery 2-15, Oelkers 2-11, Fitzgerald 1-18, Drinkwater 1-15



Sean Gustus scored three rushing TDs, tallied 66 yards on the ground and completed four passes for 51 yards in the Spiders' 34-20 loss to Montana in the 2000 Quarterfinals.

NCAA PLAYOFF GAMES

2005 I-AA First Round

#12 Richmond 38, #2 Hampton 10

November 26, 2005

Armstrong Stadium (5,343) • Hampton, Va.

HAMPTON, Va. - David Freeman and Tim Hightower each scored a pair of rushing touchdowns and A-10 Defensive Rookie of the Year Sherman Logan registered three sacks as Richmond defeated third-seeded Hampton, 38-10, on Saturday evening in the opening round of the 2005 NCAA I-AA playoffs.

The win marked the first for the Spiders in the I-AA playoffs since, 2000, when it defeated Youngstown State, 10-3. Hampton (11-1) entered the game as the lone unbeaten team in I-AA and boasted a 12-game home winning streak, the third longest in the nation.

After holding Hampton to three-and-out on the opening possession of the game, Richmond junior Ryan Mace's muffed punt was recovered by Jahiri Jones of HU at the Spiders' 29-yard line. On the ensuing play, however, UR senior defensive back Joe Mallory intercepted his second pass of the season inside the five-yard line to keep Hampton off the scoreboard.

When Pirates' placekicker Andrew Paterini missed a 20-yard field goal, Richmond drove 80 yards on 10 plays, capped off by a one-yard scoring run by senior quarterback Stacy Tutt, his 11th of the season, to give the Spiders' a 7-0 lead with 2:58 to play in the opening quarter. Nine of the 10 plays on the drive for Richmond were runs, totaling 69 yards.

Hampton then went 69 yards on nine plays and opened the second quarter with a 44-yard field goal by Paterini to climb within 7-3 at the 14:48 mark.

After a Chris Radford punt, Hampton drove down the Spiders' seven-yard line before Antwan Smith hit Onrea Jones on a slant pass to give the Pirates a 10-7 lead with 7:58 to go in the opening half. Richmond answered right back, however, going 62 yards in 12 plays with senior Joseph Fore's 22-yard field goal at the 2:48 mark tying the score at 10-10.

After Richmond was forced to punt on its opening series of the third quarter, junior Ryan Mace returned a Hampton punt 25 yards to the Spiders' 49-yard line at the 7:52 mark. It marked Mace's longest return of the season. Richmond capitalized on the return by going 51 yards in five plays, with Hightower going in untouched from three yards out to put the Spiders ahead, 17-10, with 6:11 to play in the third quarter. The drive featured several nifty runs by UR senior quarterback Stacy Tutt, who used an assortment of scrambles and designed bootlegs to move Richmond down the field.

The Spiders then followed up Tutt's touchdown by recovering an onside kick, their second successful attempt in as many weeks, to take over possession at the Hampton 37 yard line. UR capitalized just 1:32 later as Freeman barreled in on a two-yard run with 4:39 remaining in the third quarter to give the Spiders a 24-10 advantage.

An eight-yard run by Hightower extended Richmond's lead to 31-10 at the 10:28 mark of the fourth quarter before junior Johnny Campbell's first career interception set up a two-yard scoring run by Freeman with 3:17 remaining in the game. Freeman finished with a game-high 117 yards on 21 carries, while Hightower added 73 yards.

SCORING SUMMARY

	1	2	3	4	Final
Richmond (9-3)	7	3	14	14	38
Hampton (11-1)	0	10	0	0	10

02:58 (1st) UR - Stacy Tutt 1 yd run (Joseph Fore kick)
 14:48 (2nd) HAM - Andrew Paterini 44 yd field goal
 07:58 (2nd) HAM - Onrea Jones 7 yd pass from Antwan Smith (Andrew Paterini kick)
 02:48 (2nd) UR - Joseph Fore 22 yd field goal
 06:11 (3rd) UR - Tim Hightower 3 yd run (Joseph Fore kick)
 04:39 (3rd) UR - David Freeman 2 yd run (Joseph Fore kick)
 10:28 (4th) UR - Tim Hightower 8 yd run (Joseph Fore kick)
 03:17 (4th) UR - David Freeman 2 yd run (Joseph Fore kick)

INDIVIDUAL STATISTICS

RICHMOND

Rushing (Att-Yds): Freeman 21-117-2TD, Hightower 15-73-2TD, Tutt 15-61-1TD
 Passing (Comp-Att-Int-Yds): Tutt 12-19-2-102
 Receiving (Rec-Yds): Shields 6-55, Desriveaux 3-19, Freeman 2-27, Crone 1-1
 Interceptions (No-Yds): Mallory 1-20, Campbell 1-37

HAMPTON

Rushing (Att-Yds): Coleman 14-34, Shepherd 10-34, Smith 9-20, Daniels 6-12
 Passing (Comp-Att-Int-Yds): Smith 15-27-1-221-1TD, Shepherd 6-8-1-37
 Receiving (Rec-Yds): Jones 11-192-1TD, Daniels 5-19, McDaniel 3-26, Lomax 1-13, James 1-8
 Interceptions (No-Yds): Dougan 1-0, Foye 1-7



David Freeman rushed for 117 yards and two touchdowns and caught two passes for 27 yards in the Spiders' 38-10 win over Hampton in the 2005 NCAA I-AA First Round.

2005 I-AA Quarterfinals

#3 Furman 24, #12 Richmond 20

December 3, 2005

UR Stadium (6,603) • Richmond, Va.

RICHMOND, Va. - Sophomore fullback Jerome Felton rushed for a pair of touchdowns and Richmond quarterback Stacy Tutt's fourth down pass in Furman territory with just over a minute remaining fell incomplete as the Paladins edged UR, 24-20, in the quarterfinals of the NCAA I-AA playoffs.

Felton rushed for a team-high 92 yards on 20 carries while senior quarterback Ingle Martin passed for 249 yards and a touchdown. Eleven of Martin's 17 completions went to junior wideout Justin Stepp, who finished with 143 receiving yards.

Richmond struck quickly on its opening possession as senior quarterback Stacy Tutt found freshman tight end Joe Stewart for his first career scoring reception just 2:02 into the contest to give the Spiders a 7-0 lead. Richmond's 66-yard drive was highlighted by a 42-yard scamper by Tutt before the senior quarterback found Stewart from 18 yards out.

Furman answered right back as Ingle Martin hooked up with senior running back Daric Carter for an 18-yard touchdown pass with 9:39 remaining the opening quarter. Tutt then engineered a 10-play, 60-yard drive that was capped off with the senior signal caller going into the end zone untouched from four yards out to put Richmond ahead, 14-7, at the 4:09 mark of the first quarter.

The Paladins drove into Spiders' territory at the start of the second quarter and had first-and-goal at the Richmond nine-yard line. However, a 17-yard sack by UR junior defensive tackle Johnny Campbell on third down and a missed field goal by Scott Beckler from 38 yard out kept the score at 14-7.

A two-yard run by Felton at the 6:10 mark of the second quarter knotted the score at 14-14 before Beckler's 36-yard field goal with 1:07 remaining in the half gave Furman a 17-14 advantage as the teams headed to the locker room.

On the opening possession of the third quarter, Furman drove deep into UR territory before a fumble by Felton was recovered by Richmond senior defensive tackle Dan Mangiero at its own 26-yard line. However, the Spiders went three-and-out and the Paladins drove 63 yards in four plays, capped off by a one-yard plunge by Felton, to take a 24-14 lead at the 8:19 mark of the third quarter.

Richmond climbed to within 24-20 with 8:20 left in the fourth quarter as Tutt hit senior tight end Ben Teufel with a 10-yard touchdown pass. The Spiders went 79 yards on 13 plays in 8:20 but UR could not convert the extra-point attempt.

Furman gained possession at its own 26-yard line on its opening series of the fourth quarter. Forced to punt after driving into Richmond territory, the Spiders gained possession at their own 15-yard line with 3:47 remaining in the game.

A 13-yard scramble by Tutt moved Richmond down to the Furman 30-yard line with 1:14 to play. Faced with fourth down and seven following a timeout, the Paladins were whistled for offsides, giving the Spiders a fourth and two with 1:09 on the clock. Tutt scrambled to his left but his pass fell incomplete, securing the Paladins' first appearance in the I-AA semifinals since 2001.

SCORING SUMMARY

	1	2	3	4	Final
Furman (11-2)	7	10	7	0	24
Richmond (9-4)	14	0	0	6	20

12:58 (1st) UR - Joe Stewart 15 yd pass from Stacy Tutt (Joseph Fore kick)
 09:39 (1st) FUR - Daric Carter 18 yd pass from Ingle Martin (Scott Beckler kick)
 04:09 (1st) UR - Stacy Tutt 4 yd run (Joseph Fore kick)
 06:10 (2nd) FUR - Jerome Felton 2 yd run (Scott Beckler kick)
 01:07 (2nd) FUR - Scott Beckler 36 yd field goal
 08:19 (3rd) FUR - Jerome Felton 1 yd run (Scott Beckler kick)
 08:20 (4th) UR - Ben Teufel 10 yd pass from Stacy Tutt (Joseph Fore kick)

INDIVIDUAL STATISTICS

RICHMOND

Rushing (Att-Yds): Tutt 18-102-1TD, Hightower 15-90, Freeman 1-3
 Passing (Comp-Att-Int-Yds): Tutt 15-30-0-153-2TD
 Receiving (Rec-Yds): Shields 5-63, Desriveaux 3-33, Stewart 2-29-1TD, Hale 2-16, Hightower 2-2, Teufel 1-10-1TD
 Interceptions (No-Yds): None

FURMAN

Rushing (Att-Yds): Felton 20-92-2TD, Carter 7-46, Gipson 12-37, Mays 3-17, Brigham 1-9, Martin 5-1, TEAM 3-(-8)
 Passing (Comp-Att-Int-Yds): Martin 17-25-0-249-1TD
 Receiving (Rec-Yds): Stepp 11-143, Sprague 3-62, Carter 3-44-1TD
 Interceptions (No-Yds): None



Stacy Tutt threw for 153 yards and two touchdowns and ran for 102 yards and a touchdown in Richmond's 24-20 loss to Furman in the 2005 NCAA I-AA Quarterfinals.

NCAA PLAYOFF GAMES

2007 FCS First Round

#6 Richmond 31, #9 Eastern Kentucky 14

November 24, 2007

UR Stadium (3,253) • Richmond, Va.

RICHMOND, Va. -- Tim Hightower rushed for 180 yards and a touchdown and Eric Ward threw for one touchdown and ran for another, leading Richmond past Eastern Kentucky 31-14 in the first round of the football championship subdivision playoffs.

The Spiders (10-2) head to Wofford and make a quarterfinal appearance for the second time since 2005. Eastern Kentucky, outgained 417-288, finished 9-3.

Ward was 13-for-18 for 139 yards and the Spiders' defense helped out with a pair of interceptions and two fumble recoveries. Richmond did not turn the ball over, becoming the first team this season not to commit a giveaway against the Colonels.

Hightower scored on a 2-yard run to give Richmond a 14-0 lead, capping a drive set up by David Horton's interception. Hightower also had a 30-yard burst on Richmond's opening drive, which ended with Andrew Howard's 25-yard field goal.

Ward's 9-yard scoring run made it 17-0 3:23 before halftime. Josh Vaughan added a 40-yard touchdown run and Ward hit Kevin Grayson for a 5-yard touchdown after halftime.

Eastern Kentucky's points came on a 2-yard run by Bobby Washington and a pass from Josh Greco to Quinton Williams, the latter on the first play of the fourth quarter.

The Spiders rushed for 278 yards, the Colonels just 54 yards.

SCORING SUMMARY

	1	2	3	4	Final
Eastern Kentucky (9-3)	0	7	0	7	14
Richmond (10-2)	3	14	7	7	31

- 05:03 (1st) UR - Andrew Howard 25 yd field goal
- 14:55 (2nd) UR - Tim Hightower 2 yd run (Andrew Howard kick)
- 03:23 (2nd) UR - Eric Ward 9 yd run (Andrew Howard kick)
- 00:43 (2nd) EKU - Bobby Washington 2 yd run (Taylor Long kick)
- 03:35 (3rd) UR - Josh Vaughan 40 yd run (Andrew Howard kick)
- 14:55 (4th) EKU - Quinton Williams 6 yd pass from Josh Greco (Taylor Long kick)
- 11:13 (4th) UR - Kevin Grayson 6 yd pass from Eric Ward (Andrew Howard kick)

INDIVIDUAL STATISTICS

RICHMOND

Rushing (Att-Yds): Hightower 31-180-1TD; Vaughan 9-85-1TD; Ward 9-17-1TD; TEAM 2-minus 4.
 Passing (Comp-Att-Int-Yds): Eric Ward 13-18-0-139-1TD
 Receiving (Rec-Yds): Grayson 4-61-1TD; Crone 3-40; Hightower 3-14; Vaughan 2-9; Riddell 1-15.
 Interceptions (No.-Yds): Harris (1-0); Horton (1-14)

EASTERN KENTUCKY

Rushing (Att-Yds): Washington (8-23-1TD); Dunn (7-15); Holland (5-11); Walker (1-4); Watts (1-1); Greco (6-0)
 Passing (Comp-Att-Int-Yds): Greco (12-23-1-206-1TD); Holland (5-12-1-28)
 Receiving (Rec-Yds): Washington (5-82); Barber (4-62); Williams (3-52-1TD); Cromer (3-27); Phelps (1-7); Dunn (1-4)
 Interceptions (No.-Yds): None



The Richmond defense gave EKU no where to run and no where to hide, forcing four turnovers and holding the Colonels to just 54 rushing yards in the NCAA first-round win.

2007 FCS Quarterfinals

#6 Richmond 21, #11 Wofford 10

December 1, 2007

Gibbs Stadium (8,500) • Spartanburg, S.C.

SPARTANBURG, S.C. -- Tim Hightower rushed for two second-half touchdowns to lead Richmond to its first-ever spot in the Football Championship Subdivision semifinals in a 21-10 victory at Wofford.

The Spiders (11-2) set a school mark for wins this season when Hightower found the end zone.

He had an 18-yard run to the Wofford 1, then followed with his first touchdown to put Richmond ahead 14-10 with 11:55 to play.

The Spiders got the ball back three minutes later when safety Michael Ireland picked up a botched punt attempt -- the only one tried by either team -- and ran it back to the Terriers' 1. Hightower scored one play later and Richmond was up 21-10.

Hightower was held to 88 yards, nearly 100 fewer than the 180 he put up in the opening playoff victory over Eastern Kentucky last week.

The road won't get easier for the Colonial Athletic Association co-champs -- the Spiders will likely travel to face two-time defending NCAA FCS winners, Appalachian State in the semis.

Wofford (9-4) had beaten the Mountaineers in September, three games after Appalachian's stunning victory at Michigan. The Terriers had hoped to face their Southern Conference brothers once again with a spot in the national finals on the line.

But they couldn't get past Hightower and the Spiders.

SCORING SUMMARY

	1	2	3	4	Final
Richmond (11-2)	0	7	0	14	21
Wofford (9-4)	0	3	7	0	10

- 07:47 (2nd) WOF - Patrick Mugaun 22 yd field goal
- 04:19 (1st) UR - Joe Stewart 10 yd pass from Eric Ward (Andrew Howard kick)
- 03:34 (3rd) WOF - Michael Hobbs 1 yd run (Patrick Mugaun kick)
- 11:55 (4th) UR - Tim Hightower 1 yd run (Andrew Howard kick)
- 08:40 (4th) UR - Tim Hightower 1 yd run (Andrew Howard kick)

INDIVIDUAL STATISTICS

RICHMOND

Rushing (Att-Yds): Hightower 23-88-2TD; Ward 7-25; Vaughan 3-21; TEAM 3-minus 6
 Passing (Comp-Att-Int-Yds): Ward 20-30-1-181-1TD
 Receiving (Rec-Yds): Grayson 8-92; Mitchell 3-29; Riddell 3-24; Stewart 2-18-1TD; Rogers 1-7; Vaughan 1-6;
 Hightower 1-3; Crone 1-2
 Interceptions (No.-Yds): Ireland 1-21

WOFFORD

Rushing (Att-Yds): Johnson 16-89; Romero 8-73; Hobbs 10-47-1TD; Marshall 6-25; Whitehurst 2-8; Strickland 1-3; Young 2-3; Collier 12-minus 1; Joslin 2-minus 19; Tommie 1-minus 33
 Passing (Comp-Att-Int-Yds): Collier 9-15-1-112
 Receiving (Rec-Yds): Strickland 6-98; Joslin 1-7; Smith 1-5; Dane Romero 1-2
 Interceptions (No.-Yds): Dawkins 1-0



Tim Hightower scored a pair of TDs in the fourth quarter, sending the Spiders to the NCAA Semifinals for the first time history and clinching Richmond's eighth-straight win.

NCAA PLAYOFF GAMES

2007 FCS Semifinals

#5 Appalachian State 55, #6 Richmond 35

December 7, 2007

Kidd Brewer Stadium (24,140) • Boone, N.C.

BOONE, N.C. -- Appalachian State began the season by stunning Michigan and will end it playing for a record third straight national championship.

The Mountaineers can thank their elusive and versatile quarterback for their latest victory.

Armani Edwards rushed for 313 yards and four touchdowns and threw for 182 yards and three more scores as Appalachian State advanced to the Football Championship Subdivision title game with a 55-35 win over Richmond.

Edwards, a sophomore, dominated on the ground as the Mountaineers built a 21-point lead. After Richmond rallied to tie, Edwards went to the air to put it away.

His 29-yard TD pass to tight end Nic Cardwell with 10 minutes left made it 49-35. His 13-yard TD pass to Cardwell with 5:27 left iced it.

Edwards' rushing yards were the most by a quarterback in FCS - formerly Division I-AA - history, and 18 shy of the playoff rushing record. He also completed 14 of 16 passes in a nearly flawless performance that ended with the fans tearing down the goal posts, the same way they did when the Mountaineers won at Michigan in September.

Behind Edwards' shiftiness and quick bursts of speed, Appalachian State (12-2) won its fifth straight game and plays Delaware for the title in Chattanooga, Tenn. (ASU went on to beat Delaware, 49-21, and claim its third consecutive national championship.)

Eric Ward threw for 208 yards and three touchdowns and ran for two more scores for Richmond (12-3), which had its eight-game winning streak snapped in its first FCS semifinal appearance.

Spiders career-rushing leader Tim Hightower finished with 97 yards on 22 carries.

SCORING SUMMARY

	1	2	3	4	Final
Richmond (11-3)	7	14	14	0	35
Appalachian State (12-2)	21	14	7	13	55

- 09:34 (1st) ASU - Dexter Jackson 52 yd pass from Armani Edwards (Julian Rauch kick)
- 06:29 (1st) ASU - Armani Edwards 7 yd run (Julian Rauch kick)
- 03:35 (1st) UR - Kevin Grayson 29 yd pass from Eric Ward (Andrew Howard kick)
- 00:29 (1st) ASU - Armani Edwards 9 yd run (Julian Rauch kick)
- 14:41 (2nd) ASU - Armani Edwards 36 yd run (Julian Rauch kick)
- 13:42 (2nd) UR - Kevin Grayson 26 yd pass from Eric Ward (Andrew Howard kick)
- 10:36 (2nd) ASU - Armani Edwards 3 yd run (Julian Rauch kick)
- 00:21 (2nd) UR - Eric Ward 37 yd run (Andrew Howard kick)
- 11:57 (3rd) UR - Joe Stewart 17 yd pass from Eric Ward (Andrew Howard kick)
- 09:02 (3rd) UR - Eric Ward 5 yd run (Andrew Howard kick)
- 04:41 (3rd) ASU - Kevin Richardson 3 yd run (Julian Rauch kick)
- 10:11 (4th) ASU - Nic Cardwell 29 yd pass from Armani Edwards (Julian Rauch kick)
- 05:27 (4th) ASU - Nic Cardwell 13 yd pass from Armani Edwards (Julian Rauch kick)

INDIVIDUAL STATISTICS

RICHMOND

Rushing (Att-Yds): Hightower 22-95; Ward 11-79-2TD; Vaughan 3-12; Healy 1-8
 Passing (Comp-Att-Int-Yds): Ward 14-30-1-208-3TD; Healy 0-1-0-0
 Receiving (Rec-Yds): Grayson 7-122; Mitchell 2-28; Stewart 2-27; Hightower 1-17; Riddell 1-12; Crone 1-2
 Interceptions (No-Yds): None

APPALACHIAN STATE

Rushing (Att-Yds): Edwards 31-313-4TD; Richardson 15-76-1TD; Elder 2-28; Washington 3-14; Moore 2-5;
 TEAM 1-minus 1
 Passing (Comp-Att-Int-Yds): Edwards 14-16-0-182-3TD
 Receiving (Rec-Yds): Baticchon 7-60; Cardwell 2-42-2TD; Jackson 1-52-1TD; Courman 1-24;
 Johnson 1-7; Hillary 1-2; Richardson 1-minus 5
 Interceptions (No-Yds): Lynch 1-2



Richmond stunned the Appalachian State sell-out crowd of 24,140 with three straight TDs to tie the game at 35-35, before the eventual National Champs pulled away late.

2008 FCS First Round

#7 Richmond 38, #21 Eastern Kentucky 10

November 29, 2008

UR Stadium (2,994) • Richmond, Va.

RICHMOND, Va. -- Eric Ward threw for 245 yards, Tre Gray had a pair of touchdown receptions and Richmond took advantage of four turnovers to defeat Eastern Kentucky 38-10 in the first round of the Football Championship Series playoffs.

The Spiders (10-3) advanced to play at Appalachian State in the quarterfinals next Saturday. The Colonels (8-4) had a seven-game winning streak snapped and dropped their 13th straight non-conference road game.

Ward was 16 of 23, completing seven passes to Gray for 87 yards. Kevin Grayson caught five passes for 107 yards. Richmond's Josh Vaughan rushed for 90 yards on 23 carries.

The Spiders broke a 10-10 halftime tie by scoring on their first four possessions of the second half.

After Shawn White returned a short kickoff to the Eastern Kentucky 34, a pair of catches gave the Spiders a first-and-goal on the 9, and Vaughan scored on an 11-yard run around the left side.

The next drive began on the 20 following Patrick Weldon's interception. Ward and Gray connected on a 14-yard score.

Gray's leaping, 23-yard touchdown catch pushed the Spiders' lead to 31-10 with 13:38 remaining in the game.

The Colonels failed on a fourth-and-4 from their 38 setting up the Spiders' final scoring drive. Vaughan then scored on a 17-yard run.

The teams traded turnovers in a scoreless first quarter with each quarterback throwing an interception and the Spiders losing a fumbled punt.

The Colonels had a second fumble recovery deep in Richmond territory negated by a penalty for roughing the punt receiver.

The Colonels began a drive on their 20 late in the first quarter and Cody Watts replaced Allan Holland as quarterback. The new-look offense was successful, moving 48 yards before stalling for a 49-yard field goal by Taylor Long.

Richmond took the lead on a 45-yard pass from Ward to Grayson.

Eastern Kentucky capped a 92-yard scoring drive with Holland's 1-yard run. The Colonels began with 2:07 left and Holland completed six straight passes, the last a 48-yarder to Garnett Phelps to Richmond's 1.

The Spiders retaliated with Andrew Howard's 26-yard field goal after Ward had completed passes of 27 and 19 yards. The Colonels stuffed Richmond's running attack in the first half, holding the Spiders to 30 yards on 16 carries.

The Spiders finished with 412 yards, controlling the ball for 36:09, 12:35 in the fourth quarter.

Eastern Kentucky was limited to 84 yards rushing, the sixth straight game the Spiders have held their opponents to less than 100 yards rushing. Holland was 20 for 35 for 181 yards.

SCORING SUMMARY

	1	2	3	4	Final
Eastern Kentucky (8-4)	0	10	0	0	10
Richmond (10-3)	0	10	14	14	38

- 13:13 (2nd) EKU - Taylor Long 49 yd field goal
- 05:21 (2nd) UR - Kevin Grayson 45 yd pass from Eric Ward (Andrew Howard kick)
- 00:30 (2nd) EKU - Allan Holland 1 yd run (Taylor Long kick)
- 00:00 (2nd) UR - Andrew Howard 27 yd field goal
- 11:19 (3rd) UR - Josh Vaughan 11 yd run (Andrew Howard kick)
- 06:04 (3rd) UR - Tre Gray 14 yd pass from Eric Ward (Andrew Howard kick)
- 13:38 (4th) UR - Tre Gray 23 yd pass from Eric Ward (Andrew Howard kick)
- 09:58 (4th) UR - Josh Vaughan 17 yd run (Andrew Howard kick)

INDIVIDUAL STATISTICS

RICHMOND

Rushing (Att-Yds): Vaughan 23-90-2TD; Wilkins 10-41; Mitchell 1-7; Ward 8-4; Healy 3-3.
 Passing (Comp-Att-Int-Yds): Ward 16-23-1-245; Healy 1-2-0-22; Grayson 0-1-0-0.
 Receiving (Rec-Yds): Gray 7-87-2TD; Grayson 5-107-1TD; Vaughan 2-12; Prokell 1-22; Monteverde 1-20;
 Stewart 1-19.
 Interceptions (No-Yds): Weldon 1-18; Hatcher 1-10.

EASTERN KENTUCKY

Rushing (Att-Yds): Watts 6-35; Walker 5-27; Bradley 5-21; Fuqua 1-3; Holland 4-minus 2-1TD.
 Passing (Comp-Att-Int-Yds): Holland 20-35-2-181; Watts 1-1-0-4.
 Receiving (Rec-Yds): Bradley 5-21; Fuqua 4-44; Phelps 3-62; Watts 2-19; Davis 2-14; Sizemore 2-12;
 Walker 2-9; Cromer 1-4.
 Interceptions (No-Yds): Caldwell 1-2.



Tre Gray, who led the Spiders in receiving yards for three of four 2008 NCAA Playoff games, scores one of his two TDs in the Eastern Kentucky win.

NCAA PLAYOFF GAMES

2008 FCS Quarterfinals

#7 Richmond 33, #2 Appalachian State 13

December 6, 2008

Kidd Brewer Stadium (15,215) • Boone, N.C.

BOONE, N.C. -- Josh Vaughan ran for 133 yards and three touchdowns to help Richmond upset defending national champion Appalachian State 33-13 on Saturday in the Football Championship Subdivision playoffs.

The Spiders (11-3) advance to the FCS -- formerly Division 1-AA -- semifinals for the second consecutive year and face Northern Iowa, which defeated New Hampshire 36-34.

Armanti Edwards threw for 323 yards and one touchdown and ran for another score for the three-time FCS champion Mountaineers (11-3). But Edwards also threw a career-worst five interceptions in the second half, leading to four Richmond scores.

Eric Ward also had a rushing score, and Andrew Howard and Brian Radford both added field goals for the Spiders.

Appalachian State took a 7-0 lead late in the first quarter, driving 95 yards -- aided by a 15-yard face mask call, and a pass interference in the end zone on Richmond -- before Edwards scored on a 2-yard run with 2:58 left.

The Spiders had a chance to tie the game with Vaughan scoring on a 13-yard run with 4.2 seconds left in the first quarter to pull the score to 7-6. Howard bounced his extra-point attempt off the right upright.

Richmond then took the lead on Howard's 36-yard field goal with 9:05 left in the third quarter, with back-to-back interceptions by Seth Williams to set up TD runs of 1 yard by Vaughan and 5 yards by Ward to put the Spiders ahead 23-7.

The Mountaineers pulled within 23-13 on Edwards' 4-yard touchdown pass to T.J. Courman with 1:51 left in the third quarter, but Richmond took advantage of two more interceptions to add a 27-yard field goal by Radford and a 1-yard Vaughan TD run.

SCORING SUMMARY

	1	2	3	4	Final
Richmond (11-3)	6	0	17	10	33
Appalachian State (11-3)	7	0	6	0	13

- 02:58 (1st) ASU - Armanti Edwards 2 yd run (Jason Vitaris kick)
- 00:04 (1st) UR - Josh Vaughan 13 yd run (Andrew Howard kick failed)
- 09:05 (3rd) UR - Andrew Howard 36 yd field goal
- 07:21 (3rd) UR - Josh Vaughan 1 yd run (Andrew Howard kick)
- 05:46 (3rd) UR - Eric Ward 5 yd run (Andrew Howard kick)
- 01:51 (3rd) ASU - T.J. Courman 4 yd pass from Armanti Edwards (Armanti Edwards pass failed)
- 10:10 (4th) UR - Brian Radford 27 yd field goal
- 01:38 (4th) UR - Josh Vaughan 1 yd run (Andrew Howard kick)

INDIVIDUAL STATISTICS

RICHMOND

Rushing (Att-Yds): Vaughan 32-133-3TD; Ward 16-91-1TD; Wilkins 1-20; TEAM 3-minus 6.
 Passing (Comp-Att-Int-Yds): Ward 10-24-0-121.
 Receiving (Rec-Yds): Grayson 5-48; Stewart 2-20; Wilkins 1-27; Bischoff 1-17; Gray 1-9.
 Interceptions (No-Yds): Williams 3-74; Ireland 1-33; Rogers 1-0.

APPALACHIAN STATE

Rushing (Att-Yds): Radford 7-11; Cline 1-8; Hillary 1-8; Welton 4-8; Edwards 8-3-1TD; Presley 2-1.
 Passing (Comp-Att-Int-Yds): Edwards 26-41-5-323; Hillary 0-1-0-0.
 Receiving (Rec-Yds): Courman 7-63-1TD; Quick 6-94; Hillary 5-41; Elder 3-48; Cline 3-25; Jordan 2-52.
 Interceptions (No-Yds): None.



Josh Vaughan rushed for three touchdowns as the Spiders rolled over Appalachian State to end the Mountaineers three-year National Championship run.

2008 FCS Semifinals

#7 Richmond 21, #4 Northern Iowa 20

December 13, 2008

UNI-Dome (12,062) • Cedar Falls, Iowa.

CEDAR FALLS, Iowa -- Eric Ward and the Richmond Spiders never doubted, never wavered.

Down 20-7 going into the fourth quarter? Well, get some stops on defense and start moving on offense. Which is just what they did.

Eric Ward threw a 13-yard touchdown pass to Joe Stewart with 14 seconds left and Andrew Howard kicked the extra point, giving Richmond a 21-20 victory over Northern Iowa on Saturday and sending the Spiders to the Football Championship Subdivision title game.

Richmond (12-3) reached the final for the first time and will play Montana in Chattanooga, Tenn., on Friday night. The 12 victories are a school record for the Spiders, who lost to Appalachian State 55-35 in last year's national semifinals.

The unseeded Spiders beat second-seeded Appalachian State in the quarterfinals before knocking off third-seeded Northern Iowa (12-3), which was seeking its second trip to the championship game in four years.

Richmond started the winning drive at its own 38 with 1:44 remaining and no timeouts left. Ward completed six passes in the march, including a 4-yarder to Shawn White on fourth-and-2 at the UNI 26 -- White's only catch of the game.

Two plays later, Ward hit Stewart in the end zone.

Ward also threw a 40-yard touchdown pass to Kevin Grayson and scored on a 1-yard sneak that drew the Spiders to 20-14 with 11:16 left. He finished 28-of-35 for a career-high 280 yards and no interceptions.

Pat Grace's two third-quarter touchdown passes helped the Panthers build their 20-7 lead, but after stopping the Spiders on fourth-and-1 with 2:13 to play, they couldn't come up with another big stop in the final drive.

Grace was 19-of-28 for 224 yards, including touchdown passes of 4 yards to Ryan Mahaffey and 10 yards to Jarred Herring. But Grace overthrew Herring and Schuyler Oordt on what would have been sure touchdowns and dropped a throwback pass when he had four blockers and an open field in front of him.

The Panthers stalled four times on good drives and had to settle for Billy Hallgren's field-goal attempts. Hallgren connected from 35 and 25 yards, but missed from 42 and 51 yards.

Late in the game, when Northern Iowa had a chance to run out the clock, Farley went conservative on third-and-8 at his own 44. Grace ran for 2 yards, the Panthers punted and Derek Hatcher returned it 26 yards, giving the Spiders decent field position for their winning drive.

SCORING SUMMARY

	1	2	3	4	Final
Richmond (12-3)	0	7	0	14	21
Northern Iowa (12-3)	3	0	17	0	20

- 03:38 (1st) UNI - Billy Hallgren 35 yd field goal
- 06:50 (2nd) UR - Kevin Grayson 40 yd pass from Eric Ward (Andrew Howard kick)
- 10:05 (3rd) UNI - Ryan Mahaffey 4 yd pass from Pat Grace (Billy Hallgren kick)
- 08:27 (3rd) UNI - Jarred Herring 10 yd pass from Pat Grace (Billy Hallgren kick)
- 00:24 (3rd) UNI - Billy Hallgren 25 yd field goal
- 11:16 (4th) UR - Eric Ward 1 yd run (Andrew Howard kick)
- 00:14 (4th) UR - Joe Stewart 13 yd pass from Eric Ward (Andrew Howard kick)

INDIVIDUAL STATISTICS

RICHMOND

Rushing (Att-Yds): Vaughan 17-86; Ward 9-33-1TD; Wilkins 1-6; Mitchell 1-6; Crone 1-3.
 Passing (Comp-Att-Int-Yds): Ward 28-35-0-280.
 Receiving (Rec-Yds): Gray 6-68; Stewart 5-71-1TD; Boston 4-39; Vaughan 4-18; Grayson 3-51-1TD; Crone 3-12; Mitchell 2-17; White 1-4.
 Interceptions (No-Yds): None.

NORTHERN IOWA

Rushing (Att-Yds): Lewis 12-77; Law 13-53; Grace 8-15; Herring 1-1.
 Passing (Comp-Att-Int-Yds): Grace 19-28-0-224; Eyman 0-1-0-0.
 Receiving (Rec-Yds): Collins 6-46; Turner 4-67; Law 2-30; Herring 2-19-1TD; Oordt 1-49; Eyman 1-8; Hord 1-7; Mahaffey 1-4-1TD; Lewis 1-2; Grace 0-minus 8.
 Interceptions (No-Yds): None.



Joe Stewart celebrates his game-tying touchdown in the final seconds at UNI. Andrew Howard booted the winning extra point that sent the Spiders to their first-ever NCAA Championship game.

NCAA PLAYOFF GAMES

2008 NCAA DIVISION-I CHAMPIONSHIP GAME

#7 Richmond 24, #5 Montana 7

December 19, 2008

Finley Stadium (17,823) • Chattanooga, Tenn.



The Comeback Kids

On their way to their first title, the unseeded Spiders beat the second, third and fourth seeds in the Division I Football Championship.

They trailed in each of their first three games.

Richmond's Path To FCS Championship

Opponent	Deficit
First round, def. No. 21 Eastern Kentucky	3
Quarterfinals, def. No. 2 Appalachian State	7
Semifinals, def. No. 3 Northern Iowa	13
Final, def. No. 4 Montana	0

TEAM STATS

	Montana	Richmond
FIRST DOWNS	15	16
RUSHES-YARDS (NET)	25-39	39-208
PASSING YDS (NET)	267	119
Passes Att-Comp-Int	38-19-1	19-13-0
TOTAL OFFENSE PLAYS-YARDS	63-306	58-327
Fumble Returns-Yards	0-0	1--2
Punt Returns-Yards	1-8	3-37
Kickoff Returns-Yards	5-82	1-20
Interception Returns-Yards	0-0	1-21
Punts (Number-Avg)	5-35.0	5-38.0
Fumbles-Lost	1-1	0-0
Penalties-Yards	5-57	3-40
Possession Time	28:59	31:01
Third-Down Conversions	5 of 14	5 of 12
Fourth-Down Conversions	1 of 2	1 of 1
Red-Zone Scores-Chances	1-2	2-3
Sacks By: Number-Yards	1-8	7-34

CHATTANOOGA, Tenn. -- Richmond coach Mike London heard talk from Montana fans expecting an easy national championship win. After all, his Spiders lost three of their first seven games.

Turns out it was Richmond that got the easy win.

Eric Ward caught a touchdown pass and threw for another score, Josh Vaughan ran for 162 yards and a touchdown and the Spiders dominated Montana 24-7 on Friday night for the school's first Football Championship Subdivision national championship.

"I guess the only ones who believed we could do this thing were the people inside the Richmond program," said London, in his first season in charge at his alma mater.

The team held a players-only meeting on Oct. 12 after a loss to James Madison and pledged not to give up on making a playoff run.

Richmond (13-3) won its next eight games behind the calm coaching of London, who replaced Dave Clawson after two seasons as defensive coordinator at Virginia. The Spiders went on to upset defending national champion Appalachian State in the playoff quarterfinals and hung on to beat Northern Iowa before toppling two-time national champion Montana.

A crowd of mostly Richmond fans rushed the field in Chattanooga, surrounding the players as they accepted the championship trophy.

The Grizzlies (14-2), who lost the 2004 championship to James Madison and were making their fifth trip to the title game, found themselves in a 21-0 hole by halftime.

"We picked a really bad day not to show up," Montana safety Colt Anderson said.

Ward struck first when he pitched the ball to fullback John Crone just a few minutes into the game. The quarterback took off toward the end zone and Crone hit him from 23 yards out -- his first touchdown pass and Ward's first touchdown reception.

"I began giggling when it was called, because I never thought we would run it," Crone said. "It happened in slow motion and when I saw him open, I knew I had to hit him or I would never hear the end of it."

Montana moved quickly downfield in an attempt to answer, but the drive stalled at the 11 and Brody McKnight missed a 34-year field goal attempt.

Little would go right for the Grizzlies the rest of the half.

Cole Bergquist threw a 15-yard pass to Steven Pfahler deep in Montana territory, but a penalty for an illegal block erased the play and another drive stalled.

Richmond took over at the Montana 34 and, three plays later, Vaughan bounced a run outside and scored from 5 yards out to make it 14-0 with 11:29 left in the first half.

Ward's 13-yard touchdown pass to Garrett Wilkins with 2:13 to go before halftime capped a 12-play, 75-yard drive that took up nearly 7 minutes.

Bergquist was sacked seven times in the game, with Lawrence Sidbury responsible for four of them. The Montana quarterback completed 19 of 36 passes for 267 yards and an interception.

"We did nothing special," Sidbury said. "We just did what we are coached to do. We were able to get pressure on them."

Marc Mariani caught seven passes for 172 yards for the Grizzlies.

Montana didn't reach the end zone until 11:56 left in the game, when Chase Reynolds plowed in from 4 yards out. But Eric McBride picked off Bergquist moments later, and Brian Radford's 39-yard field goal with 6:54 left in the game dashed any hopes of a Montana comeback.

"The did a really nice job, doing to us what we've been doing to people we've played lately," Montana coach Bobby Hauck said. "They gave a great effort. They got out to a good start and held on. They played great defense and didn't let us back in the game."

SCORING SUMMARY

	1	2	3	4	Final
Montana (14-2)	0	0	0	7	7
Richmond (13-3)	7	14	0	3	24

09:02 (1st) UR - Eric Ward 23 yd pass from John Crone (Andrew Howard kick)

11:29 (2nd) UR - Josh Vaughan 5 yd run (Andrew Howard kick)

02:13 (2nd) UR - Garrett Wilkins 13 yd pass from Eric Ward (Andrew Howard kick)

11:56 (4th) UM - Chase Reynolds 4 yd run (Brody McKnight kick)

06:54 (4th) UR - Brian Radford 39 yd field goal

INDIVIDUAL STATISTICS

RICHMOND

Rushing (Att-Yds): Vaughan 23-162--1TD; Ward 12-46; Crone 2-4; TEAM 2--minus 4.

Passing (Comp-Att-Int-Yds): Ward 12-18-0-96; Crone 1-1-0-23.

Receiving (Rec-Yds): Gray 6-44; Grayson 2-25; Ward 1-23-1TD; Wilkins 1-13-1TD; Crone 1-7; Vaughan 1-4; Mitchell 1-3.

Interceptions (No-Yds): McBride 1-21.

MONTANA

Rushing (Att-Yds): Reynolds 12-47-1TD; Bergquist 13--minus 8.

Passing (Comp-Att-Int-Yds): Bergquist 19-36-1-267; Selle 0-2-0-0.

Receiving (Rec-Yds): Mariani 7-172; Reynolds 4-22; Pfahler 2-26; Palmer 2-19; Schulte 2-14; Beaudin 1-12; Ferriter 1-2.

Interceptions (No-Yds): None.

NCAA PLAYOFF GAMES

2009 FCS First Round

#4 Richmond 16, #9 Elon 13

November 28, 2009

UR Stadium (6,143) • Richmond, Va.

RICHMOND, Va. -- Senior QB Eric Ward racked up 276 yards of total offense but No. 4 Richmond needed to dodge a pair of missed field goals by No. 9 Elon in the final 90 seconds and held on to win 16-13 in an NCAA First Round playoff game at UR Stadium.

Richmond (11-1) improved to 6-2 all-time in NCAA First Round games, advancing past the opening-round in three-consecutive seasons and four of the last five.

Of Ward's 276 yards, a career-best 136 came on the ground as the senior became just the 34th player in FCS history to surpass the 10,000-yard total offense mark in a career.

He chewed off 74 yards on one play as he sprinted through the Elon defensive line, got key blocking downfield by his receivers and ran virtually untouched into the end zone to put the Spiders up 10-0 early in the second quarter.

Senior kicker Andrew Howard booted two field goals before the break and the Spiders led 13-3 at the half. Elon (9-3) and Richmond traded second-half field goals before the Phoenix struck for a 22-yard touchdown pass from Scott Riddle to Terrell Hudgins with 9:04 left to make the score 16-13.

That's when another dramatic UR Stadium finish unfolded before a crowd of 6,143 - Richmond's largest NCAA First Round crowd at home since 1998.

Howard, who drilled his first three field goals of the game from 27 yards, 33 and 42 yards, misfired wide left on a 46-yard kick with 3:43 remaining.

That missed kicked ended a clock-eating 10-play drive that consumed 5:21, but gave the Phoenix good field position at the 29. Riddle moved his team downfield in six plays - three completions to Hudgins - and took two shots to the end zone to Aaron Mellette and Hudgins, but settled for a 27-yard attempt by Shreiner on fourth-and-three, which was pushed wide right.

The Spiders went three-and-out and punted back to Elon with 25 seconds left and no timeouts.

Riddle found Lance Camp for 16 yards, Hudgins for eight and Camp for six more, before spiking the ball with seven seconds left.

Staring down a 48-yarder that would send the game to overtime, Shreiner had his game-tying attempt blocked by senior NG Parker Miles as the clock expired.

The Spiders trademark "Stonewall Defense" yielded just 27 yards rushing and was at its best with Elon in the Red Zone, limiting the Phoenix to a pair of field goals after the visitors had the ball at the seven in the second quarter, and a pivotal defensive stand in the third quarter after a first-and-goal at the one.

SCORING SUMMARY

	1	2	3	4	Final
Elon (9-3)	0	3	3	7	13
Richmond (11-1)	3	10	0	3	16

- 03:43 (1st) UR - Andrew Howard 27 yd field goal
- 14:49 (2nd) UR - Eric Ward 74 yd run (Andrew Howard kick)
- 09:43 (2nd) EL - Adam Shreiner 24 yd field goal
- 06:31 (2nd) UR - Andrew Howard 33 yd field goal
- 10:12 (3rd) EL - Adam Shreiner 18 yd field goal
- 12:19 (4th) UR - Andrew Howard 42 yd field goal
- 09:04 (4th) EL - Terrell Hudgins 22 yd pass from Scott Riddle (Adam Shreiner kick)

INDIVIDUAL STATISTICS

ELON
 Rushing (Att-Yds): Harris 8-22; Newsome 8-20; Riddle 4-0; Camp 1 (-1); TEAM 1 (-14).
 Passing (Comp-Att-Int-Yds): Riddle 25-42-0-309; TEAM 0-2-0-0.
 Receiving (Rec-Yds): Hudgins 12-167; Camp 7-109; Labinowicz 3-23; Newsome 1-6; Peterson 1-6; Harris 1 (-2).
 Interceptions (No-Yds): Wilson 2-0; Sullivan 1-0.

RICHMOND
 Rushing (Att-Yds): Ward 10-136; Forte 25-96; Grayson 1-15; Gaskins 2-6; Keating 1-4; Wilkins 3-3.
 Passing (Comp-Att-Int-Yds): Ward 14-26-3-140.
 Receiving (Rec-Yds): Grayson 6-50; Forte 3-45; Boston 2-11; Gray 1-17; Mitchell 1-10; Wilkins 1-7.
 Interceptions (No-Yds): None.



Eric Ward threw for 140 yards and rushed for 136 yards, including a 74-yard TD run, as Richmond downed Elon, 16-13, in the 2009 NCAA First Round.

2009 FCS Quarterfinals

#5 Appalachian State 35, #4 Richmond 31

December 5, 2009

UR Stadium (7,272) • Richmond, Va.

RICHMOND, Va. -- Junior LB Eric McBride's eight-yard fumble return for touchdown gave No. 4 Richmond the lead with less than four minutes remaining, but Appalachian State QB Armani Edwards engineered a game-winning drive that lifted his Mountaineers past the Spiders, 35-31, in the NCAA Quarterfinals at UR Stadium.

Edwards threw a four-yard touchdown pass to Matt Cline with 10 seconds to play, capping a wild last few minutes and giving Appalachian State (11-2) the victory over the defending champion Spiders (11-2) in the last-ever Richmond Football game at venerable UR Stadium.

The finish was wild, beginning with McBride's strip with 3:26 left that looked like it might rescue the Spiders, who had not trailed in the game until the fourth quarter.

On the play, the Spiders punted and Travaris Cadet fielded it inside his 10 for the Mountaineers. While he was trying to return it, McBride stripped the ball from his arms and took it eight yards into the end zone -- a critical play that gave Richmond the lead back at 31-28.

But the Mountaineers had plenty of time, and used almost all of it in driving 70 yards before Edwards rifled the third-down pass to Cline, just out of the diving reach of Michael Ireland.

The touchdown capped a 21-point fourth quarter for the Mountaineers, who hadn't led until Edwards' second scoring run with 4:27 remaining that gave them a 28-24 edge.

Earlier in the quarter, Devon Moore had capped a three-play, 64-yard drive with a five-yard run, and then started a 73-yard drive with runs of 15, 11 and 22 yards.

Moore, who finished with 175 yards on 22 carries, also had a six-yard burst to set up a first-and-goal from the three, and Edwards faked the handoff to Moore on the next play and scampered untouched for the TD.

Like at the start of the game, both teams scored on their first possession after halftime. Appalachian State needed to go just 43 yards after Devin Radford's career-best 46-yard kickoff return. The drive included a four-yard run by Moore on a fourth-and-two from the Richmond 35, and the game was tied at 14 three plays later when Moore ran it in from the 19.

The Spiders needed 14 plays to regain the lead. Kendall Gaskins had a 2-yard run on fourth-and-one from the Mountaineers' 36 and Richmond quarterback Eric Ward had an 18-yard run on third-and-13 from the 22. Gaskins ran it in from the one to make it 21-14 three plays later.

Richmond had two chances to extend its lead, but settled for field goal tries both times. Andrew Howard missed the first, from 29 yards, but made the second from 27 with 9:23 left.

Ward, who played his final game as a Spider, capped his brilliant career with a 17-of-31 effort through the air for 202 yards and a TD. He also rushed 11 times for 51 yards. It marked his fourth 200-yard passing games in the Playoffs.

SCORING SUMMARY

	1	2	3	4	Final
Appalachian State (11-2)	7	0	7	21	35
Richmond (11-2)	7	7	7	10	31

- 09:06 (1st) UR - Ben Keating 2 yd run (Andrew Howard kick)
- 07:04 (1st) ASU - Armani Edwards 16 yd run (Jason Vitaris kick)
- 08:17 (2nd) UR - Tre Gray 19 yd pass from Eric Ward (Andrew Howard kick)
- 12:04 (3rd) ASU - Devon Moore 17 yd run (Jason Vitaris kick)
- 04:22 (3rd) UR - Kendall Gaskins 1 yd run (Andrew Howard kick)
- 09:23 (4th) UR - Andrew Howard 27 yd field goal
- 08:38 (4th) ASU - Devon Moore 5 yd run (Jason Vitaris kick)
- 04:27 (4th) ASU - Armani Edwards 3 yd run (Jason Vitaris kick)
- 03:26 (4th) UR - Eric McBride 8 yd fumble recovery (Andrew Howard kick)
- 00:10 (4th) ASU - Matt Cline 4 yd pass from Armani Edwards (Jason Vitaris kick)

INDIVIDUAL STATISTICS

APPALACHIAN STATE
 Rushing (Att-Yds): Moore 22-175; Edwards 12-51; Radford 1-3; Cline 1(-1).
 Passing (Comp-Att-Int-Yds): Edwards 21-33-0-216
 Receiving (Rec-Yds): Cline 9-87; Elder 4-64; Quick 2-28; Jordan 2-14; Moore 2(-10); Frazier 1-27; Washington 1-6.
 Interceptions (No-Yds): None.

RICHMOND
 Rushing (Att-Yds): Forte 18-58; Ward 11-51; Wilkins 3-22; Gaskins 6-10; Keating 1-2; Gray 1-2.
 Passing (Comp-Att-Int-Yds): Ward 17-31-0-202.
 Receiving (Rec-Yds): Gray 5-91; Grayson 4-51; Prokell 2-37; Mitchell 2-16; Wilkins 2-1; Boston 1-4; Bischoff 1-2.
 Interceptions (No-Yds): None.



Tre Gray turned in another big postseason game with 91 yards and a TD, but Richmond's late-season magic ran out in last-ever UR football game played at UR Stadium.

NCAA PLAYOFF GAMES

2014 FCS First Round

#18 Richmond 46, Morgan State 24

November 29, 2014

Robins Stadium (4,126) • Richmond, Va.

RICHMOND, Va. -- The No. 16/18 Richmond Spiders defeated the Morgan State Bears, 46-24, on Saturday afternoon at Robins Stadium to advance to the second round of the FCS Playoffs.

With the victory, the Spiders advance to the second round of the FCS Playoffs and will face the No. 6/6 Coastal Carolina Chanticleers on Saturday in Conway, S.C. at 1 p.m.

Richmond QB Michael Strauss had four touchdown passes on the day, while RB Seth Fisher accounted for three scores in the win. WR Reggie Diggs finished with eight receptions for 132 yards and two TDs.

Defensively, DL Evan Kelly had three tackles, a sack and a forced fumble, while DB Justin Grant had eight stops and an interception. LB Eric Wright and DB Tafon Mainsah also had one interception each in the victory.

The Spiders seized control of the contest early, scoring the game's first 22 points to take a commanding lead after the first quarter. Strauss connected with Diggs on a 16-yard TD to open the scoring, while Fisher added a pair of 1-yard touchdown runs to take the 22-0 advantage.

After Morgan State scored the next 10 points, Diggs' second touchdown reception pushed the lead back to 19. Strauss notched his third TD pass of the game to begin the third quarter, connecting with Fisher on a 22-yard score.

Leading 36-17 midway through the third quarter, K Peter Yoder connected on a 42-yard field goal — setting the Richmond school record with 19 field goals made this season. Strauss put an exclamation point on the team's win in the fourth quarter, hitting WR Rashad Ponder on a 38-yard touchdown. Morgan State added a late score, but it would not be nearly enough as Richmond defeated the Bears, 46-24.

The 46 points scored for the Spiders on Saturday is the most in the team's 18-game FCS Playoff history.

Defensively, the Spiders continued to force turnovers. After forcing the William & Mary Tribe in to three turnovers last week, UR was back at it again, forcing the Bears to turn it over three times as well.

LB Omar Howard had a team-high eight tackles, while four Spiders tallied six tackles a piece.

SCORING SUMMARY

	1	2	3	4	Final
Morgan State (7-6)	0	10	7	7	24
Richmond (9-4)	22	7	10	7	46

- 12:03 (1st) UR - Reggie Diggs 16 yd pass from Michael Strauss (Peter Yoder kick)
- 07:06 (1st) UR - Seth Fisher 1 yd run (Brian Brown pass from Michael Strauss)
- 00:51 (1st) UR - Seth Fisher 1 yd run (Peter Yoder kick)
- 12:41 (2nd) MSU - Chris Moller 29 yd field goal, 8-52 3:10, MSU 3 - RICHMOND 22
- 09:10 (2nd) MSU - Moses Skillon 3 yd run (Chris Moller kick)
- 00:20 (2nd) RICHMOND - Reggie Diggs 11 yd pass from Michael Strauss (Peter Yoder kick)
- 13:22 (3rd) RICHMOND - Seth Fisher 22 yd pass from Michael Strauss (Peter Yoder kick)
- 05:40 (3rd) MSU - Andrew King 46 yd pass from Moses Skillon (Chris Moller kick)
- 00:24 (3rd) RICHMOND - Peter Yoder 42 yd field goal
- 08:29 (4th) RICHMOND - Rashad Ponder 38 yd pass from Michael Strauss (Peter Yoder kick)
- 04:26 (4th) MSU - L. Spearman 8 yd pass from Moses Skillon (Chris Moller kick)

INDIVIDUAL STATISTICS

Morgan State

Rushing (Att-Yds): Walker, Jr. 21-120; Skillon 10-36; Johnson 2-10; Fisk 1-9.
 Passing (Comp-Att-Int-Yds): Skillon 23-45-3-285.
 Receiving (Rec-Yds): King 5-80; Malbrough 5-48; Martin 4-43; Walker, Jr. 4-37; Spearman 3-63; Gillus III 2-14.
 Interceptions (No-Yds): Summers 1-2; Janvier 1-0.

RICHMOND

Rushing (Att-Yds): Hamlin 10-51; Fisher 14-47; Green 10-45; Broadus 2-16; Abell 3-7; Rocco 1-2; TEAM 1-(-1); Michael Strauss 1-(-3).
 Passing (Comp-Att-Int-Yds): Strauss 22-32-1-272; Rocco 1-2-1-27.
 Receiving (Rec-Yds): Diggs 8-132; Brown 6-35; Green 4-51; Ponder 2-51; Fisher 1-22; McCombs 1-4; Bevels 1-4.
 Interceptions (No-Yds): Grant 1-6; Wright 1-0; Mainsah 1-0.



Michael Strauss threw for 272 yards and four touchdowns, as Richmond downed Morgan State, 46-24, in the 2014 NCAA First Round.

2014 FCS Second Round

#6 Coastal Carolina 36, #18 Richmond 15

December 6, 2014

Brooks Stadium (5,601) • Conway, S.C.

RICHMOND, Va. -- The No. 16/18 Richmond Spiders fell to the No. 6 Coastal Carolina Chanticleers, 36-15, on Saturday afternoon in Conway, S.C. in the second round of the FCS Playoffs.

QB Michael Strauss passed for a season-high 402 yards and two touchdowns, while WR Brian Brown had eight receptions for a career-high 181 yards and two scores. WR Reggie Diggs had eight catches for 140 yards, while WR Rashad Ponder had nine receptions for 82 yards.

Defensively, LB Omar Howard had a game-high 12 tackles, while DB Justin Grant had 10 stops. DL Winston Craig has six tackles, including a sack, while DB Tafon Mainsah had two stops and three pass breakups.

In a defensive first half, Coastal Carolina was able to take a 14-0 lead in to the break. After pushing their lead to 21-0, Richmond got on the board with a 76-yard touchdown strike from Strauss to Brown — a career long for both players. After a two-point conversion, the lead was trimmed to 13, 21-8.

Coastal was not to be denied, however, as the Chanticleers responded with 15 unanswered points to seize control of the game in the third quarter.

In the fourth, Brown and Strauss would connect on a 15-yard touchdown, but it would not be enough as Coastal would advance to the FCS Playoff Quarterfinals, 36-15.

With the loss, Richmond's terrific 2014 season comes to an end. The Spiders won nine games in a season for the first time since 2009 and also reached the playoffs for the first time in five years.

SCORING SUMMARY

	1	2	3	4	Final
Richmond (9-5)	0	0	8	7	15
Coastal Carolina (12-1)	3	11	22	0	36

- 01:11 (1st) CCU - Alex Catron 32 yd field goal
- 07:59 (2nd) CCU - Alex Catron 27 yd field goal
- 00:33 (2nd) CCU - Craig Weick 13 yd pass from Alex Ross (Austin Cain rush)
- 12:13 (3rd) CCU - Andre Johnson 9 yd run (Alex Catron kick)
- 11:11 (3rd) UR - Brian Brown 76 yd pass from Michael Strauss (Brian Brown pass from Michael Strauss)
- 09:15 (3rd) CCU - D. Henderson 50 yd run (Alex Ross pass from Chris Jones)
- 00:12 (3rd) CCU - Alex Ross 1 yd run (Alex Catron kick)
- 02:32 (4th) UR - Brian Brown 15 yd pass from Michael Strauss (Peter Yoder kick)

INDIVIDUAL STATISTICS

COASTAL CAROLINA

Rushing (Att-Yds): Henderson 19-134; Johnson 13-58; Ross 12-52; Abercrombie 5-43; Daniels 2-30; Aiken, Aaron 2-5; TEAM 1-(-6).
 Passing (Comp-Att-Int-Yds): Ross 22-41-0-171.
 Receiving (Rec-Yds): Mapp 7-59; Henderson 4-18; Weick 3-31; Wheat 2-23; Blanks 2-14; Abercrombie 2-7; Israel 1-11; Brown 1-8.
 Interceptions (No-Yds): Summers 1-18; Thompson 1-0.

RICHMOND

Rushing (Att-Yds): Green 7-31; Hamlin 1-14; Fisher 8-13; Broadus 1-7; Abell 1-0; Strauss 1-(-11).
 Passing (Comp-Att-Int-Yds): Strauss 27-53-2-402.
 Receiving (Rec-Yds): Ponder 9-82; Brown 8-181; Diggs 8-140; Fitzpatrick 1-3; Seth Fisher 1-(-4).
 Interceptions (No-Yds): None.



Brian Brown reeled in eight receptions for 181 yards and a pair of touchdowns, but Richmond's great 2014 season would end in Conway, S.C. to the Coastal Carolina Chanticleers.

ALL-TIME RESULTS

1881 (2-0)
 Coach: M.C. Taylor
 Captain: George W. Quick
 Dec. 3 at Randolph-Macon W 3-0
 Dec. 17 Randolph-Macon W 3-0

1882 (1-0)
 Coach: C.M. Hazen
 Captain: W. Wythe Davis
 Dec. 9 Randolph-Macon W 5-1

1883
 Rain cancelled game vs. Randolph-Macon

1884
 No Games Scheduled

1885 (1-1)
 Coach: C.M. Hazen
 Captain: William A. Harris
 Nov. 12 Randolph-Macon W 3-1
 Nov. 12 Randolph-Macon L 1-2

1886 (1-1)
 Coach: C.M. Hazen
 Captain: Herbert H. Harris
 Oct. 21 Randolph-Macon L 0-1
 Nov. 20 at Randolph-Macon W 3-1

1887 (1-1)
 Coach: H.R. Hundley
 Captain: H.R. Hundley
 Nov. 12 at McCabe Univ. L 0-57
 Nov. 24 Randolph-Macon W 14-13

1888 (1-2)
 Coach: C.M. Hazen
 Captain: Cecil H. Baker
 Nov. 12 at Randolph-Macon W 11-0
 Nov. 29 Petersburg A.C. L 0-6
 Dec. 9 McCabe University L 0-6

1889 (1-2)
 Coach: Frank Johnson
 Captain: Frank Johnson
 Nov. 28 Petersburg A.C. L 0-6
 Dec. 10 Wake Forest L 14-32
 Dec. 16 Randolph-Macon W 42-0

1890 (0-3)
 Coach: C.T. Taylor
 Captain: Dana H. Rucker
 Nov. 1 at Randolph-Macon L 4-6
 Nov. 22 at Washington & Lee L 6-28
 Nov. 27 Randolph-Macon L 0-4

1891 (0-2)
 Coach: Dana Rucker
 Captain: Frank W. Duke
 Nov. 9 Randolph-Macon L 4-12
 Nov. 23 Keswick School L 4-12

1892 (2-3)
 Coach: Penwick Shelton
 Captain: Frank W. Duke
 Oct. 15 Washington & Lee L 6-8
 Oct. 21 North Carolina L 0-40
 Oct. 24 Wake Forest L 0-16
 Nov. 24 at Hampden-Sydney W 24-0
 Dec. 19 at Randolph-Macon W 16-0

1893 (3-2)
 Coach: Dana Rucker
 Captain: Frank W. Duke
 Sept. 30 Capitol City A.C. W 22-0
 Oct. 9 at Virginia L 4-28
 Nov. 10 at VMI L 0-34
 Nov. 13 at Allegheny Institute W 24-4
 Nov. 18 Randolph-Macon W 12-0

1894 (0-4-2)
 Coach: Dana Rucker
 Captain: Roger W. Harrison
 Oct. 2 at Virginia L 0-48
 Oct. 18 Virginia L 0-28
 Nov. 3 at Norfolk (YMCA) T 4-4
 Nov. 10 at North Carolina L 0-28
 Nov. 17 at Georgetown L 0-34
 Dec. 1 at Hampden-Sydney T 0-0

1895 (0-5-1)
 Coach: Dana Rucker
 Captain: Joseph Sallade
 Oct. 10 Hampton A.C. L 4-16
 Nov. 2 Hampden-Sydney T 0-0
 Nov. 11 at VMI L 0-44
 Nov. 12 at Virginia L 0-60
 Nov. 18 at North Carolina St. L 0-40
 Nov. 19 at North Carolina L 0-34

1896
 No University football team

1897 (3-5)
 Coach: Bill Wertenbaker
 Captain: J.W.T. McNeil
 Oct. 2 Richmond A.C. L 0-26
 Oct. 9 at Hampton A.C. L 0-32
 Oct. 16 Randolph-Macon W 6-4
 Oct. 30 at Petersburg YMCA W 26-0
 Nov. 2 Hampden-Sydney W 8-6
 Nov. 5 George Washington L 0-22
 Nov. 9 St. Albans L 0-20
 Nov. 13 Virginia Tech L 0-26

1898 (3-3-1)
 Coach: O.L. Owen
 Captain: Burnel Lankford
 Oct. 15 at Randolph-Macon W 15-0
 Oct. 25 Hampden-Sydney T 6-6
 Oct. 29 at VMI L 0-6
 Nov. 1 at Washington & Lee L 0-6
 Nov. 14 Washington & Lee W 10-0
 Nov. 19 William & Mary W 15-0
 Nov. 24 at Newport New A.C. L 0-11

1899 (2-2)
 Coach: Julian Hill
 Captain: C.M. Stone
 Oct. 14 at Portsmouth A.C. L 0-16
 Oct. 19 Pantops Academy W 17-0
 Oct. 21 William & Mary W 41-0
 Oct. 28 Hampden-Sydney L 5-34

1900 (3-4)
 Coach: Edward Kenna
 Captain: B. West Tabb
 Oct. 10 at Virginia L 0-51
 Oct. 15 Randolph-Macon W 5-0
 Oct. 20 Fredericksburg W 11-0
 Oct. 27 Woodberry Forest L 0-84
 Oct. 31 at Georgetown L 0-16
 Nov. 13 at Randolph-Macon W 11-6
 Nov. 15 Hampden-Sydney L 0-34

1901 (1-5)
 Coach: Garnett Neilson
 Captain: Menalucus Lankford
 Oct. 10 Randolph-Macon L 0-6
 Oct. 26 at Washington & Lee L 0-39
 Oct. 28 at VMI L 0-79
 Nov. 2 Hampden-Sydney L 0-70
 Nov. 9 at William & Mary W 27-11
 Nov. 20 at Randolph-Macon L 0-11

1902 (3-3)
 Coach: Graham Hobson
 Captain: Menalucus Lankford
 Oct. 18 Randolph-Macon W 30-0
 Oct. 25 at VMI L 0-33
 Nov. 8 Hoge Academy W 50-0
 Nov. 15 Hampden-Sydney W 23-11
 Nov. 22 at Washington & Lee L 0-29
 Nov. 27 at North Carolina State L 5-30

1903 (6-3-1)
 Coach: Fred Vail
 Captain: Hiram M. Smith Jr.
 Oct. 3 Petersburg YMCA W 38-0
 Oct. 10 Fredericksburg W 34-0
 Oct. 19 Washington & Lee L 0-11
 Oct. 26 Danville Mil. Inst. T 6-6
 Oct. 31 Hampden-Sydney W 23-0
 Nov. 7 George Washington W 22-6
 Nov. 12 North Carolina State L 0-53
 Nov. 14 William & Mary W 24-0
 Nov. 21 Randolph-Macon W 16-0
 Nov. 26 at Tulane L 5-18

1904 (1-5)
 Coach: Harry Wall
 Captain: J.B. Webster
 Oct. 1 at Virginia Tech L 0-18
 Oct. 8 Norfolk High School W 34-0
 Oct. 15 at George Washington L 0-17
 Oct. 22 Fort Monroe L 0-32
 Nov. 4 at William & Mary L 6-15
 Nov. 12 Randolph-Macon L 5-16

1905 (3-4-2)
 Coach: E.A. Dunlop Jr.
 Captain: H.A. Mench
 Oct. 3 at Washington & Lee L 0-34
 Oct. 7 Randolph-Macon T 0-35
 Oct. 11 William & Mary T 0-0
 Oct. 18 Virginia Boat Club W 13-5
 Oct. 18 William & Mary L 0-4
 Oct. 21 at St. John's L 0-10
 Oct. 28 Richmond Indians W 5-0
 Nov. 8 William & Mary W 23-4
 Nov. 11 Randolph-Macon T 18-18

1906 (5-5-1)
 Coach: E.A. Dunlop Jr.
 Captain: Oscar Ludwell Bowen
 Sept. 29 Woodberry Forest L 0-12
 Oct. 3 at Virginia L 0-22
 Oct. 6 Randolph-Macon L 0-6
 Oct. 11 at North Carolina State T 0-0
 Oct. 12 at North Carolina L 0-12
 Oct. 17 Hampden-Sydney W 1-0⁽¹⁾
 Oct. 27 at Virginia L 6-12
 Nov. 3 at William & Mary W 24-0
 Nov. 17 VMI W 6-4
 Nov. 24 Randolph-Macon W 17-0
 Nov. 28 ! William & Mary W 6-4
 !- forfeit

1907 (3-6)
 Coach: E.A. Dunlop Jr.
 Captain: O.R. Thraves
 Oct. 2 at Virginia L 0-38
 Oct. 5 Maryland L 11-5
 Oct. 12 North Carolina State L 4-7
 Oct. 19 Randolph-Macon L 11-12
 Oct. 26 at North Carolina State L 0-11
 Nov. 9 Hampden-Sydney W 38-0
 Nov. 16 at North Carolina L 11-13
 Nov. 28 ! William & Mary W 48-0
 Dec. 13 Randolph-Macon L 10-14

1908 (3-5)
 Coach: E.A. Dunlop Jr.
 Captains: G.B. Wright, A. Langford
 Oct. 3 Maryland W 22-0
 Oct. 10 Randolph-Macon L 0-16
 Oct. 17 Washington & Lee L 5-33
 Oct. 24 Gallaudet W 16-12
 Oct. 31 at North Carolina L 12-17
 Nov. 7 Hampden-Sydney L 17-18
 Nov. 21 William & Mary L 18-21
 Nov. 28 Randolph-Macon W 12-2

1909 (3-5-2)
 Coach: E.A. Dunlop Jr.
 Captain: E.P. Stringfellow
 Oct. 2 Maryland W 12-0
 Oct. 5 Virginia Boat Club T 0-0
 Oct. 9 Randolph-Macon T 0-0
 Oct. 16 Georgetown L 0-17
 Oct. 23 Virginia Tech L 0-52
 Oct. 30 at North Carolina L 0-22
 Nov. 5 at Wake Forest W 5-0
 Nov. 13 Hampden-Sydney W 6-0
 Nov. 20 William & Mary L 0-17
 Nov. 26 Randolph-Macon L 3-29

1910 (1-6-1)
 Coach: E.V. Long
 Captain: George W. Stadler
 Oct. 1 Maryland L 0-20
 Oct. 8 Randolph-Macon W 5-0
 Oct. 15 Rock Hill College T 0-0
 Oct. 29 George Washington T 15-21
 Nov. 5 at Hampden-Sydney L 0-18
 Nov. 12 at North Carolina State L 0-52
 Nov. 19 William & Mary L 6-18
 Nov. 26 Randolph-Macon L 6-11

1911 (0-6-2)
 Coach: Sam Honaker
 Captain: Henry M. Taylor
 Sept. 30 Maryland T 0-0
 Oct. 7 Fredericksburg T 0-0
 Oct. 14 Randolph-Macon L 0-13
 Oct. 21 Georgetown L 0-65
 Oct. 28 Hampden-Sydney L 0-3
 Nov. 4 at VMI L 0-38
 Nov. 11 at William & Mary L 0-3
 Nov. 25 Randolph-Macon L 0-9

1912 (1-7)
 Coach: E.A. Dunlop Jr.
 Captain: Robert C. Duval Jr.
 Oct. 5 Maryland L 0-46
 Oct. 12 Randolph-Macon L 0-21
 Oct. 19 Richmond Blues L 7-14
 Oct. 26 at Roanoke L 0-21
 Nov. 2 at Hampden-Sydney L 0-13
 Nov. 9 at William & Mary W 20-0
 Nov. 16 Rock Hill College L 7-14
 Nov. 23 Randolph-Macon L 0-28

1913 (5-3-1)
 Coach: Frank Dobson
 Captain: John A. George
 Sept. 27 Richmond Blues T 0-0
 Oct. 4 at Maryland L 0-45
 Oct. 11 Gallaudet L 0-6
 Oct. 18 at Wake Forest W 14-13
 Oct. 25 Randolph-Macon L 7-14
 Nov. 1 Hampden-Sydney W 21-20
 Nov. 8 ! William & Mary W 20-13
 Nov. 15 Randolph-Macon W 20-14
 Nov. 22 at William & Mary W 20-13

1914 (5-4)
 Coach: Frank Dobson
 Captain: Newton R. Ancarrow
 Sept. 29 at North Carolina L 0-41
 Oct. 3 at VMI L 0-10
 Oct. 10 at Virginia L 0-62
 Oct. 17 at Hampden-Sydney W 26-9
 Oct. 24 at William & Mary W 7-3
 Oct. 31 Randolph-Macon L 8-13
 Nov. 7 Hampden-Sydney W 28-14
 Nov. 21 William & Mary W 32-0
 Nov. 28 Randolph-Macon W 13-0

1915 (4-4-1)
 Coach: Frank Dobson
 Captain: John T. Coburn
 Oct. 2 Richmond Blues W 14-7
 Oct. 9 at Virginia L 0-74
 Oct. 16 at VMI L 6-13
 Oct. 23 at William & Mary W 28-0
 Oct. 30 Hampden-Sydney L 6-7
 Nov. 6 Randolph-Macon W 7-6
 Nov. 13 at Hampden-Sydney L 8-15
 Nov. 20 William & Mary W 40-0
 Nov. 27 Randolph-Macon T 0-0

1916 (5-4-2)
 Coach: Frank Dobson
 Captain: Bertram Lee Robins
 Sept. 30 at VirginiaTech L 0-13
 Oct. 7 at Catholic L 6-34
 Oct. 11 Richmond Blues W 12-0
 Oct. 14 at Virginia L 0-21
 Oct. 21 Hampden-Sydney W 13-2
 Oct. 28 William & Mary W 48-0
 Nov. 4 Randolph-Macon W 32-13
 Nov. 11 at Hampden-Sydney L 0-8
 Nov. 18 at William & Mary T 0-0
 Dec. 2 Randolph-Macon W 19-0
 Dec. 9 Hampden-Sydney T 0-0

1917 (4-2-1)
 Coach: Frank Dobson
 Captain: Robert Whittet Jr.
 Oct. 13 William & Mary W 28-0
 Oct. 20 Hampden-Sydney L 0-12
 Oct. 27 Randolph-Macon W 27-0
 Oct. 31 at Washington & Lee L 0-43
 Nov. 10 at Hampden-Sydney T 0-0
 Nov. 17 at William & Mary W 19-0
 Nov. 24 Randolph-Macon W 80-0

1918 (3-1-1)
 Coach: Robert Marshall
 Captain: G. Keith Taylor
 Nov. 9 Randolph-Macon T 0-0
 Nov. 16 Hampden-Sydney L 0-13
 Nov. 22 Fulton Aviators W 7-0
 Nov. 30 at William & Mary W 7-0
 Dec. 7 Randolph-Macon W 8-6

1919 (5-2-2)
 Coach: Frank Dobson
 Captain: Henry Carter
 Oct. 4 at Virginia T 0-0
 Oct. 11 at Virginia Tech L 0-21
 Oct. 18 at William & Mary L 0-7
 Oct. 26 Hampden-Sydney W 7-0
 Nov. 1 Randolph-Macon W 27-7
 Nov. 8 William & Mary W 17-0
 Nov. 15 at Hampden-Sydney T 0-0
 Nov. 22 Randolph-Macon W 22-0
 Nov. 28 William & Mary W 21-0

1920 (6-2)
 Coach: Frank Dobson
 Captain: W.R. Broadus
 Oct. 2 Lynchburg W 27-0
 Oct. 9 at Catholic W 10-7
 Oct. 16 Hampden-Sydney W 28-0
 Oct. 23 Davidson L 0-7
 Oct. 20 at William & Mary W 13-0
 Nov. 6 Virginia Tech L 0-21
 Nov. 13 Wake Forest W 20-7
 Nov. 25 Randolph-Macon W 62-7

1921 (4-3-1)
 Coach: Frank Dobson
 Captain: R. Tyler Price
 Oct. 1 Catholic W 14-0
 Oct. 8 at Virginia L 0-14
 Oct. 15 Virginia Tech L 0-34
 Oct. 22 Hampden-Sydney L 5-7
 Oct. 29 Davidson T 14-14
 Nov. 5 Wake Forest W 41-0
 Nov. 12 Randolph-Macon W 49-0
 Nov. 24 William & Mary W 17-7

1922 (6-2-1)
 Coach: Frank Dobson
 Captain: Waverly E. Jones
 Sept. 30 at Lafayette L 0-33
 Oct. 7 Maryland T 0-0
 Oct. 14 at Virginia L 6-14
 Oct. 21 Roanoke W 6-0
 Oct. 28 at Furman W 13-0
 Nov. 4 Randolph-Macon W 43-13
 Nov. 11 at Lynchburg W 45-0
 Nov. 18 Hampden-Sydney W 34-0
 Nov. 30 William & Mary W 13-3

1923 (3-5)
 Coach: Frank Dobson
 Captain: Ralph C. Bethel
 Oct. 4 at Virginia L 0-9
 Oct. 11 # Maryland L 0-23
 Oct. 18 Lynchburg W 7-6
 Oct. 25 Furman L 7-22
 Nov. 3 Randolph-Macon L 12-0
 Nov. 10 at Rutgers L 0-53
 Nov. 17 Hampden-Sydney W 7-6
 Nov. 29 William & Mary L 6-27

1924 (2-6-1)
 Coach: Frank Dobson
 Captain: C.F. Reams
 Sept. 27 at Virginia Tech L 0-28
 Oct. 4 at Davidson L 0-7
 Oct. 11 Maryland L 0-38
 Oct. 18 Dulles L 0-14
 Oct. 25 Randolph-Macon W 25-0
 Nov. 1 St. John's W 9-7
 Nov. 8 Roanoke L 0-9
 Nov. 15 Hampden-Sydney T 0-0
 Nov. 27 William & Mary L 6-20

1925 (3-6)
 Coach: Frank Dobson
 Captain: David M. Miller
 Sept. 25 at North Carolina State L 0-20
 Oct. 3 Lynchburg W 7-5
 Oct. 10 at Virginia L 0-19
 Oct. 17 at Johns Hopkins L 0-7
 Oct. 23 Randolph-Macon W 22-0
 Oct. 31 at Duke L 0-10
 Nov. 7 at Roanoke L 0-6
 Nov. 14 Hampden-Sydney W 12-0
 Nov. 25 William & Mary L 0-14

1926 (2-7)
 Coach: Frank Dobson
 Captain: T. Ryland Sanford Jr.
 Sept. 25 at VMI L 0-10
 Oct. 2 Duke W 9-7
 Oct. 9 at Navy L 0-26
 Oct. 16 at Johns Hopkins L 3-7
 Oct. 23 at Randolph-Macon W 28-0
 Oct. 30 Roanoke L 0-6
 Nov. 6 \$ St. John's L 7-10
 Nov. 13 Hampden-Sydney L 7-20
 Nov. 25 William & Mary L 0-14

1927 (4-4-1)
 Coach: Frank Dobson
 Captain: Jesse W. Dillon
 Sept. 24 at VMI L 0-22
 Oct. 2 at Johns Hopkins W 6-2
 Oct. 9 at Cornell L 0-53
 Oct. 15 at Duke L 0-72
 Oct. 21 Randolph-Macon W 12-0
 Oct. 28 Roanoke L 6-7
 Nov. 5 at Lynchburg W 19-6
 Nov. 12 Hampden-Sydney W 7-6
 Nov. 23 William & Mary T 0-0

1928 (3-4-2)
 Coach: Frank Dobson
 Captain: Taylor Sanford
 Sept. 29 at VMI T 6-6
 Oct. 6 at Johns Hopkins L 13-14
 Oct. 13 Emory & Henry L 0-7
 Oct. 20 at Elon W 34-0
 Oct. 27 Roanoke T 13-13
 Nov. 3 Lynchburg W 50-16
 Nov. 10 Randolph-Macon W 30-0
 Nov. 17 Hampden-Sydney L 0-13
 Nov. 19 William & Mary L 0-7

1929 (3-5-1)
 Coach: Frank Dobson
 Captain: Douglas Gunter
 Sept. 28 at VMI L 0-40
 Oct. 5 Wake Forest L 0-19
 Oct. 12 Johns Hopkins W 31-7
 Oct. 19 at Lynchburg W 19-6
 Oct. 26 at Emory & Henry L 0-26
 Nov. 2 Roanoke T 6-6
 Nov. 9 Randolph-Macon W 9-0
 Nov. 16 Hampden-Sydney L 8-13
 Nov. 28 William & Mary L 0-25

ALL-TIME RESULTS

1930 (2-4-2)

Coach: Frank Dobson

Cap: J. Belcher, B. Miller, H. Dorrman

Sept. 27	at VMI	L	0-12
Oct. 4	Washington & Lee	L	0-14
Oct. 11	Lynchburg	W	27-0
Oct. 18	at Roanoke	T	0-0
Nov. 1	Emory & Henry	L	0-6
Nov. 8	Randolph-Macon	W	18-6
Nov. 19	Hampden-Sydney	T	0-0
Nov. 24	William & Mary	L	0-19

1931 (4-5)

Coach: Frank Dobson

Captain: Watt Fugate

Sept. 26	at VMI	W	7-0
Oct. 3	Emory & Henry	L	7-13
Oct. 10	at Cornell	L	0-24
Oct. 17	at Furman	L	6-34
Oct. 24	at Delaware	L	0-7
Oct. 31	Roanoke	W	7-2
Nov. 7	Randolph-Macon	L	6-14
Nov. 14	Hampden-Sydney	W	9-0
Nov. 26	William & Mary	W	6-2

1932 (4-2-2)

Coach: Frank Dobson

Captain: Edward Perowski

Oct. 1	North Carolina State	L	0-9
Oct. 8	at Cornell	L	0-28
Oct. 15	at Emory & Henry	W	6-0
Oct. 22	Hampden-Sydney	T	0-0
Oct. 29	at Roanoke	W	7-0
Nov. 5	Randolph-Macon	T	6-6
Nov. 12	VMI	W	7-0
Nov. 24	William & Mary	W	18-7

1933 (5-4)

Coach: Frank Dobson

Captain: George G. Hope

Sept. 3	Furman	L	6-14
Oct. 7	at Cornell	L	7-27
Oct. 14	Virginia Tech	L	0-27
Oct. 21	Emory & Henry	W	13-0
Oct. 28	Roanoke	W	19-0
Nov. 4	Randolph-Macon	W	27-0
Nov. 14	Hampden-Sydney	W	13-0
Nov. 18	VMI	W	15-0
Nov. 26	William & Mary	L	0-6

1934 (8-1)

Coach: Glenn Thistlethwaite

Captain: W.S. Morris

Sept. 29	Roanoke	W	27-0
Oct. 6	at Cornell	L	6-10
Oct. 13	Emory & Henry	L	0-3
Oct. 20	VMI	W	7-0
Oct. 27	Hampden-Sydney	W	20-0
Nov. 3	Georgetown	W	14-13
Nov. 10	Davis & Elkins	W	7-0
Nov. 17	Wake Forest	W	39-6
Nov. 29	William & Mary	W	6-0

1935 (3-3-3)

Coach: Glenn Thistlethwaite

Captains: G. Lacy, E. Schaaf

Sept. 28	Randolph-Macon	T	6-6
Oct. 5	at Roanoke	W	12-7
Oct. 12	at VMI	W	13-6
Oct. 19	Emory & Henry	L	6-14
Oct. 26	Franklin & Marshall	L	0-6
Nov. 2	Georgetown	W	6-7
Nov. 9	Hampden-Sydney	W	15-7
Nov. 16	North Carolina State	L	0-6
Nov. 28	William & Mary	T	6-6

1936 (4-4-2)

Coach: Glenn Thistlethwaite

Captain: Micheal W. West

Sept. 18	at Newport News App.	W	6-0
Sept. 26	Randolph-Macon	T	7-7
Oct. 3	Roanoke	T	0-0
Oct. 10	at Franklin & Marshall	L	0-13
Oct. 17	Emory & Henry	W	20-6
Oct. 24	VMI	L	0-20
Oct. 31	at Virginia Tech	L	7-20
Nov. 7	at Maryland	L	0-12
Nov. 14	Hampden-Sydney	W	14-3
Nov. 26	William & Mary	W	7-0

1937 (5-4-1)

Coach: Glenn Thistlethwaite

Captain: Charles E. Siddall

Sept. 17	at Newport News App.	T	6-6
Sept. 24	Randolph-Macon	W	6-0
Oct. 2	at Washington & Lee	L	0-6
Oct. 9	at Roanoke	W	22-13
Oct. 16	VMI	L	7-21
Oct. 22	at The Citadel	L	0-26
Oct. 29	at Duquesne	L	0-24
Nov. 6	Virginia Tech	W	12-7
Nov. 13	Hampden-Sydney	W	19-0
Nov. 25	William & Mary	W	6-0

1938 (6-3-1)

Coach: Glenn Thistlethwaite

Captain: Avalon B. Marchant

Sept. 16	at Newport News App.	W	6-0
Sept. 24	at Maryland	W	19-6
Oct. 1	Randolph-Macon	W	12-7
Oct. 8	at Hampden-Sydney	W	26-7
Oct. 15	VMI	L	6-13
Oct. 22	Roanoke	L	6-13
Oct. 29	Washington & Lee	W	6-0
Nov. 5	at The Citadel	L	0-6
Nov. 11	Virginia Tech	T	0-0
Nov. 24	William & Mary	W	10-7

1939 (7-1-2)

Coach: Glenn Thistlethwaite

Captain: Edwin J. Merrick

Sept. 23	at Newport News App.	W	37-0
Sept. 30	Randolph-Macon	W	26-0
Oct. 7	at Washington & Lee	W	7-0
Oct. 14	at Rutgers	T	6-6
Oct. 21	Gettysburg	W	21-0
Oct. 28	The Citadel	W	19-0
Nov. 4	VMI	T	0-0
Nov. 11	Virginia Tech	W	13-0
Nov. 18	Hampden-Sydney	W	26-7
Nov. 25	William & Mary	L	0-7

1940 (6-3)

Coach: Glenn Thistlethwaite

Captain: Harold McVay

Sept. 20	at Newport News App.	W	38-0
Sept. 28	Randolph-Macon	W	28-0
Oct. 5	at Virginia Tech	W	13-7
Oct. 12	at Franklin & Marshall	L	0-21
Oct. 19	Washington & Lee	W	7-7
Oct. 26	VMI	W	9-7
Nov. 2	Hampden-Sydney	W	39-13
Nov. 9	North Carolina	W	14-13
Nov. 21	William & Mary	L	0-16

1941 (2-7)

Coach: Glenn Thistlethwaite

Captain: Bert Milling

Sept. 20	at North Carolina State	L	7-14
Sept. 27	Randolph-Macon	W	26-0
Oct. 4	at Virginia	L	0-44
Oct. 11	Washington & Lee	L	0-21
Oct. 18	Washington & Lee	L	7-25
Oct. 25	VMI	L	14-7
Nov. 1	Hampden-Sydney	W	14-7
Nov. 8	North Carolina	L	0-27
Nov. 20	William & Mary	L	3-33
Nov. 29	at Virginia Tech	L	0-13

1942 (3-6-1)

Coach: John Fenlon

Captains: Warren Pace, Maxwell Katz

Sept. 19	Camp Pickett	W	27-0
Sept. 26	at North Carolina State	L	0-13
Oct. 3	at George Washington	L	0-27
Oct. 10	Randolph-Macon	L	0-6
Oct. 17	Virginia	T	7-7
Oct. 24	VMI	L	6-20
Oct. 31	Washington & Lee	W	8-6
Nov. 7	Virginia Tech	L	7-16
Nov. 14	Hampden-Sydney	W	26-0
Nov. 26	William & Mary	L	0-10

1943 (6-1)

Coach: Malcolm Pitt

Captains: Game Captains

Sept. 18	Richmond Air Base	W	45-0
Sept. 25	at Duke	L	0-61
Oct. 2	Curtis Bay C. Guard	W	13-3
Oct. 9	at Virginia	W	16-7
Oct. 16	at VMI	W	27-0
Oct. 23	Norfolk Marines	W	74-7
Oct. 25	Charleston C. Guard	W	29-6

1944 (2-6)

Coach: Malcolm Pitt

Cap: John Greer Wood, Orvis Milner

Sept. 23	at Duke	L	7-61
Sept. 30	Richmond Air Base	W	34-0
Oct. 7	VMI	L	20-26
Oct. 14	Hampden-Sydney	W	18-0
Nov. 4	Portsmouth Fleet	L	0-19
Nov. 11	Virginia	L	0-39
Nov. 18	at North Carolina State	L	0-39
Nov. 30	William & Mary	L	0-40

1945 (2-6)

Coach: George Hope

Captain: Jack Null

Sept. 29	VMI	L	6-40
Oct. 6	at Maryland	L	0-21
Oct. 20	at Guilford	W	40-0
Oct. 27	at Catawba	L	7-21
Nov. 3	Oceana Naval Base	W	28-12
Nov. 11	at Virginia	L	0-45
Nov. 18	at Virginia Tech	L	6-44
Nov. 22	William & Mary	L	0-33

1946 (6-2-2)

Coach: John Fenlon

Captains: F. Laurinaitis, H. Sizer

Sept. 21	Randolph-Macon	T	46-0
Sept. 28	VMI	T	7-7
Oct. 5	at Maryland	W	37-6
Oct. 12	Hampden-Sydney	W	33-6
Oct. 19	at Duke	L	0-41
Oct. 26	at Washington & Lee	W	20-0
Nov. 2	Virginia	W	19-7
Nov. 9	at Davidson	W	26-7
Nov. 16	Virginia Tech	T	7-7
Nov. 28	William & Mary	L	0-40

1947 (3-7)

Coach: John Fenlon

Captains: Joe LaLuna, Carroll Richard

Sept. 20	Randolph-Macon	W	28-7
Sept. 27	Washington & Lee	L	3-16
Oct. 4	at Rollins	L	7-20
Oct. 10	at Maryland	L	6-18
Oct. 18	VMI	W	21-20
Oct. 25	Hampden-Sydney	W	20-0
Nov. 1	at Virginia	L	0-34
Nov. 8	Davidson	L	7-13
Nov. 15	at Virginia Tech	L	14-26
Nov. 27	William & Mary	L	0-35

1948 (5-3-2)

Coach: Karl Esieck

Captains: Edward Ralston, Harry Bode

Sept. 18	Randolph-Macon	W	35-0
Sept. 25	Maryland	L	0-19
Oct. 8	at Furman	W	7-0
Oct. 15	VMI	L	0-9
Oct. 22	VMI	L	0-3
Oct. 29	Hampden-Sydney	W	28-7
Oct. 30	at William & Mary	L	6-14
Nov. 6	at Davidson	T	7-7
Nov. 13	Virginia Tech	T	7-7
Nov. 25	Washington & Lee	W	14-12
Dec. 5	at Rollins	T	27-27

1949 (3-7)

Coach: Karl Esieck

Captain: Wes Curtier

Sept. 17	Randolph-Macon	W	27-0
Sept. 24	at Duke	L	0-67
Oct. 1	at Delaware	L	7-21
Oct. 8	Furman	W	12-0
Oct. 15	VMI	L	7-14
Oct. 22	at Davidson	W	28-7
Oct. 29	William & Mary	L	0-34
Nov. 5	at North Carolina State	L	6-20
Nov. 12	Virginia Tech	L	13-28
Nov. 24	Washington & Lee	L	14-35

1950 (2-8)

Coach: Karl Esieck

Captains: D. MacLachlan, J. Thomas

Sept. 23	Randolph-Macon	W	20-6
Sept. 30	Wake Forest	L	0-43
Oct. 7	VMI	L	14-26
Oct. 14	at West Virginia	L	7-46
Oct. 21	Duke	L	0-41
Nov. 4	North Carolina State	L	0-7
Nov. 11	at Virginia Tech	W	32-12
Nov. 18	Davidson	L	0-37
Nov. 23	Washington & Lee	L	7-67
Dec. 2	at William & Mary	L	6-40

1951 (3-8)

Coach: Ed Merrick

Captain: Johnny Mac Brown

Sept. 22	Randolph-Macon	W	13-6
Sept. 29	VMI	L	0-34
Oct. 6	at Wake Forest	L	6-56
Oct. 13	at West Virginia	L	0-24
Oct. 20	Davidson	W	25-6
Oct. 27	William & Mary	L	14-20
Nov. 2	at Boston College	L	7-21
Nov. 10	at Stetson	L	14-19
Nov. 17	at Virginia Tech	L	14-20
Nov. 22	Washington & Lee	L	7-39
Nov. 30	at George Washington	W	20-19

1952 (1-9)

Coach: Ed Merrick

Captain: Al Pecuch

Sept. 20	Randolph-Macon	W	34-19
Sept. 26	at Boston College	L	7-14
Oct. 4	at VMI	L	14-28
Oct. 11	Washington & Lee	L	20-21
Oct. 17	at Miami (Fla.)	L	6-41
Oct. 24	at William & Mary	L	13-42
Nov. 1	Virginia Tech	L	2-20
Nov. 8	at Davidson	L	19-38
Nov. 15	at Virginia	L	0-49
Nov. 22	George Washington	L	7-29

1953 (5-3-1)

Coach: Ed Merrick

Captains: Al Pecuch, Corky Johns

ALL-TIME RESULTS

1968 (8-3) 6-0 SoCon: 1st
SOUTHERN CONFERENCE CHAMPIONS
TANGERINE BOWL
 Coach: Frank Jones

Cap: B. O'Brien, M. Bixiones, T. Johnson

Sept. 14	at Toledo	L	14-31
Sept. 21	at West Virginia	L	0-17
Sept. 28	Davidson	W	24-14
Oct. 12	at The Citadel	W	21-16
Oct. 19	Furman	W	34-0
Oct. 26	at East Carolina	W	31-7
Nov. 2	VMI	W	35-0
Nov. 9	at Virginia Tech	L	18-31
Nov. 16	at Southern Mississippi	W	33-7
Nov. 23	William & Mary	W	31-6

TANGERINE BOWL (Orlando, Fla.)
 Dec. 27 Ohio University W 49-42

1969 (6-4) 5-1 SoCon: t-1st
SOUTHERN CONFERENCE CHAMPIONS
 Coach: Frank Jones

Captains: J. Crenshaw, B. Montinger

Sept. 20	at Mississippi State	L	14-17
Sept. 27	at VMI	W	20-0
Oct. 4	Virginia Tech	W	17-10
Oct. 11	at Davidson	L	7-37
Oct. 18	East Carolina	W	24-7
Oct. 25	at Southern Mississippi	L	28-31
Nov. 1	The Citadel	W	45-18
Nov. 8	Furman	W	37-0
Nov. 15	at West Virginia	L	21-33
Nov. 22	at William & Mary	W	28-17

1970 (4-6) 3-3 SoCon: t-4th
 Coach: Frank Jones

Captains: John Barell, Charlie Richards

Sept. 12	North Carolina State	W	21-6
Sept. 19	at West Virginia	L	10-49
Sept. 26	Davidson	L	5-14
Oct. 3	at Southern Mississippi	L	21-43
Oct. 10	at Furman	L	9-23
Oct. 17	at Florida	L	0-20
Oct. 24	East Carolina	W	38-12
Oct. 31	at The Citadel	W	31-14
Nov. 14	VMI	W	40-17
Nov. 21	William & Mary	L	33-34

1971 (5-6) 5-1 SoCon: 1st
SOUTHERN CONFERENCE CHAMPIONS
TANGERINE BOWL
 Coach: Frank Jones

Cap: R. Easterling, B. Conrad, J. Haynes

Sept. 11	North Carolina	L	0-28
Sept. 25	West Virginia	L	3-16
Oct. 2	Boston College	L	0-24
Oct. 9	at East Carolina	W	14-7
Oct. 16	VMI	W	21-6
Oct. 23	Furman	W	20-0
Oct. 30	at Southern Mississippi	L	24-31
Nov. 6	The Citadel	L	11-21
Nov. 13	Davidson	W	14-7
Nov. 20	at William & Mary	W	21-19

TANGERINE BOWL (Orlando, Fla.)
 Dec. 28 Toledo L 3-28

1972 (6-4) 5-1 SoCon: 2nd
 Coach: Frank Jones

Captains: Billy Meyers, John Nugent

Sept. 9	at North Carolina	L	18-28
Sept. 16	at West Virginia	L	7-28
Sept. 23	Northwest Louisiana	W	17-0
Sept. 30	VMI	W	34-15
Oct. 7	East Carolina	L	0-24
Oct. 14	Southern Mississippi	L	9-34
Oct. 21	at Furman	W	37-0
Nov. 4	at The Citadel	W	21-7
Nov. 11	Davidson	W	20-14
Nov. 18	William & Mary	W	20-3

1973 (8-2) 5-1 SoCon: 2nd
 Coach: Frank Jones

Captains: Barty Smith, Pat Kelly

Sept. 15	at Davidson	W	42-0
Sept. 22	VMI	W	35-0
Sept. 29	Wake Forest	W	41-0
Oct. 6	at Furman	W	20-17
Oct. 13	Southern Mississippi	W	42-20
Oct. 20	West Virginia	W	38-17
Oct. 27	at Northeast Louisiana	L	8-14
Nov. 3	The Citadel	W	27-0
Nov. 10	at East Carolina	L	14-44
Nov. 17	at William & Mary	W	31-0

1974 (5-5) 3-3 SoCon: t-3rd
 Coach: Jim Tait

Captains: H. Knight, R. Perez, A. Owens

Sept. 7	Villanova	W	14-13
Sept. 14	at West Virginia	W	29-25
Sept. 28	at The Citadel	W	27-24
Oct. 5	Furman	L	14-24
Oct. 12	at Ball State	L	23-38
Oct. 26	at Virginia Tech	L	7-41
Nov. 2	VMI	W	17-14
Nov. 9	East Carolina	W	28-24
Nov. 16	Appalachian State	L	13-14
Nov. 23	William & Mary	L	12-54

1975 (5-6) 5-1 SoCon: 1st
SOUTHERN CONFERENCE CHAMPIONS
 Coach: Jim Tait

Captains: Rodney Elam, John Palazeti

Sept. 13	at Cincinnati	L	6-19
Sept. 20	Furman	L	27-21
Sept. 27	at Virginia Tech	L	9-21
Oct. 4	at East Carolina	W	17-14
Oct. 11	Ball State	L	14-25
Oct. 18	VMI	W	24-19
Oct. 25	at Appalachian State	W	24-17
Nov. 1	at Georgia	L	24-28
Nov. 8	The Citadel	W	7-0
Nov. 15	West Virginia	L	13-31
Nov. 22	at William & Mary	L	21-31

1976 (5-6)
 Coach: Jim Tait

Captains: Gary Edwards, Doug McGee

Sept. 4	at Tulsa	L	7-22
Sept. 11	at Maryland	L	7-31
Sept. 25	VMI	W	43-0
Oct. 2	at West Virginia	L	6-9
Oct. 9	at Villanova	W	24-7
Oct. 16	at The Citadel	L	13-9
Oct. 23	at Furman	W	13-9
Oct. 30	UT-Chattanooga	L	19-28
Nov. 6	East Carolina	L	10-20
Nov. 13	Virginia Tech	W	16-0
Nov. 20	William & Mary	W	21-10

1977 (3-8)
 Coach: Jim Tait

Captains: David Taylor, Lou Bonato

Sept. 10	at West Virginia	L	0-36
Sept. 17	at North Carolina	L	0-31
Sept. 21	Appalachian State	W	21-13
Oct. 1	North Texas State	L	14-47
Oct. 8	at VMI	L	0-25
Oct. 15	at East Carolina	L	14-35
Oct. 22	at Virginia Tech	W	17-14
Oct. 29	at Georgia	L	7-23
Nov. 5	Furman	W	19-13
Nov. 12	Maryland	L	24-27
Nov. 19	at William & Mary	L	13-29

1978 (3-8)
 Coach: Jim Tait

Captains: Jeff Nixon, Ray Chase

Sept. 2	Southern Mississippi	L	7-10
Sept. 9	at West Virginia	L	12-14
Sept. 16	at Wisconsin	L	6-7
Sept. 23	at Appalachian State	L	19-24
Sept. 30	Cincinnati	W	51-28
Oct. 7	at Villanova	L	14-17
Oct. 14	VMI	L	6-23
Oct. 21	at East Carolina	L	14-21
Nov. 4	North Carolina	W	27-18
Nov. 11	at Tennessee Chatt.	L	3-18
Nov. 18	William & Mary	W	17-3

1979 (0-11)
 Coach: Jim Tait

Captains: Jim Coppola, Ken Gilliam

Sept. 8	at Virginia	L	0-31
Sept. 15	at VMI	L	7-17
Sept. 22	at Wyoming	L	7-9
Sept. 29	West Virginia	L	18-20
Oct. 6	Arkansas State	L	3-24
Oct. 13	Duke	L	7-34
Oct. 20	at Virginia Tech	L	0-34
Oct. 27	at Cincinnati	L	14-17
Nov. 3	Villanova	L	3-9
Nov. 10	at East Carolina	L	10-52
Nov. 17	at William & Mary	L	10-24

1980 (5-6)
 Coach: Dal Shealy

Sept. 6	Bowling Green	W	20-17
Sept. 13	at Villanova	W	21-7
Sept. 20	at Wyoming	L	14-35
Sept. 27	at West Virginia	L	28-31
Oct. 4	at Auburn	L	16-55
Oct. 11	East Carolina	L	22-24
Oct. 18	VMI	L	17-22
Oct. 25	Virginia Tech	W	18-7
Nov. 1	Cincinnati	W	24-10
Nov. 15	at Southern Mississippi	L	12-33
Nov. 22	William & Mary	W	26-14

1981 (4-7)
 Coach: Dal Shealy

Sept. 5	at North Carolina State	L	21-27
Sept. 12	at Virginia Tech	L	12-28
Sept. 19	at Arkansas State	W	24-20
Sept. 26	Southern Mississippi	L	10-17
Oct. 3	James Madison	W	24-7
Oct. 10	East Carolina	L	13-17
Oct. 17	at Cincinnati	L	18-27
Nov. 7	at VMI	W	45-14
Nov. 14	Wake Forest	L	22-34
Nov. 21	at William & Mary	L	21-35
Nov. 26	Pennsylvania	W	18-12

1982 (0-10)
 Coach: Dal Shealy

Captains: E. Ransom, M. London, J. Brown

Sept. 4	Virginia Tech	L	9-20
Sept. 11	at South Carolina	L	10-30
Sept. 18	at Ohio University	L	10-43
Sept. 25	at West Virginia	L	14-23
Oct. 2	at East Carolina	L	14-35
Oct. 6	at Louisville	L	0-35
Oct. 23	VMI	L	0-14
Oct. 30	Rutgers	L	14-20
Nov. 13	North Texas State	L	13-22
Nov. 20	William & Mary	L	17-28

1983 (3-8)
 Coach: Dal Shealy

Cap: Brown, Gillespie, Jennings, Peace

Sept. 3	at Southern Mississippi	L	3-32
Sept. 10	Ohio U.	L	10-17
Sept. 17	Toledo	L	6-31
Sept. 24	Wake Forest	L	6-31
Oct. 8	Boston U.	L	17-26
Oct. 15	Central Florida	W	31-26
Oct. 22	at Virginia Tech	L	0-38
Oct. 29	at VMI	W	35-19
Nov. 5	James Madison	W	32-0
Nov. 12	at Colgate	L	14-43
Nov. 19	at William & Mary	L	15-24

1984 (8-4)
 NCAA QUARTERFINALS
 Final Rank #12
 Coach: Dal Shealy

Captains: G. Hasty, B. Starke, D. Worrell

Sept. 1	at James Madison	W	43-12
Sept. 8	at Bowling Green	L	28-55
Sept. 15	Maine	W	30-13
Sept. 22	at Virginia Tech	L	13-21
Oct. 6	Wake Forest	L	16-29
Oct. 13	at Massachusetts	W	24-7
Oct. 27	VMI	W	45-3
Nov. 3	Colgate	W	55-24
Nov. 10	at Northeastern	W	19-8
Nov. 17	William & Mary	W	33-31

DIVISION I-AA PLAYOFFS

Nov. 24	Boston U.	W	35-33
Dec. 1	at Rhode Island	L	17-23

1985 (8-3)
 Final Rank #18
 Coach: Dal Shealy

Captains: D. Bayer, T. Lackey, L. Melvin

Sept. 7	at Virginia Tech	W	24-14
Sept. 14	Massachusetts	W	19-14
Sept. 21	at VMI	W	28-14
Sept. 28	Western Illinois	W	38-20
Oct. 5	+ James Madison	W	38-15
Oct. 12	at Maine	W	37-24
Oct. 19	Northeastern	W	31-3
Oct. 26	at Rutgers	L	17-20
Nov. 2	at Boston U.	L	13-24
Nov. 9	Brown	W	29-13
Nov. 16	at William & Mary	L	17-28

1986 (4-7) 3-4 Yankee: t-5th
 Coach: Dal Shealy

Captains: Troy Gray

Sept. 6	New Hampshire	W	38-12
Sept. 13	at Massachusetts	L	21-24
Sept. 20	at Connecticut	L	22-29
Sept. 27	Delaware	L	19-20
Oct. 4	Boston U.	W	16-15
Oct. 18	VMI	W	40-9
Oct. 25	at Rhode Island	W	28-14
Nov. 1	at Georgia	L	13-28
Nov. 8	Virginia Tech	L	10-17
Nov. 15	Maine	L	11-26
Nov. 22	William & Mary	L	14-21

1987 (7-5) 6-1 Yankee: t-1st
 YANKEE CHAMPIONS
 NCAA FIRST ROUND
 Final Rank #17
 Coach: Dal Shealy

Captains: John Aaron, Gary Hingst

Sept. 5	at New Hampshire	W	14-7
Sept. 12	at Wake Forest	L	0-24
Sept. 19	Massachusetts (4ot)	W	52-51
Sept. 26	at Delaware	W	28-21
Oct. 3	Connecticut	L	14-21
Oct. 10	at James Madison	L	3-47
Oct. 17	at Maine	W	27-14
Oct. 24	at Rhode Island	W	33-24
Oct. 29	at Boston U.	W	38-35
Nov. 14	Villanova	W	38-35
Nov. 21	at William & Mary	L	7-21

DIVISION I-AA PLAYOFFS

Nov. 28	at Appalachian State	L	3-20
---------	----------------------	---	------

1988 (4-7) 2-6 Yankee: 9th
 Coach: Dal Shealy

Cap: J. Coleman, B. Jordan, H. Fahnestock

Sept. 10	at Connecticut	L	12-35
Sept. 17	at VMI	W	14-13
Sept. 24	Delaware	L	10-27
Oct. 8	Maine	L	3-17
Oct. 8	New Hampshire (ot)	W	23-17
Oct. 16	at Boston University	W	20-17
Oct. 22	at Rhode Island	L	10-14
Oct. 29	at Villanova	L	6-45
Nov. 5	Massachusetts	L	16-26
Nov. 12	James Madison	L	13-25
Nov. 19	William & Mary	W	24-19

1989 (1-10) 0-8 Yankee: 9th
 Coach: Jim Marshall

Captains: Tom Coles, Sam Yaffa

Sept. 2	Villanova	L	17-20
Sept. 9	Rhode Island	L	14-45
Sept. 16	at James Madison	L	0-31
Sept. 23	VMI	W	27-22
Sept. 30	at Maine	L	16-41
Oct. 7	Boston U.	L	0-35
Oct. 21	at New Hampshire	L	7-21
Oct. 28	Connecticut	L	3-13
Nov. 4	at Massachusetts	L	14-17
Nov. 11	at Delaware	L	17-33
Nov. 18	at William & Mary	L	10-22

1990 (1-10) 1-7 Yankee: 9th
 Coach: Jim Marshall

Captains: E. Hopkins, C. Jefferson, J. Smith

Sept. 8	at Navy	L	17-28
Sept. 15	at Rhode Island	L	0-37
Sept. 22	James Madison	L	0-29
Sept. 29	Maine	W	24-16
Oct. 6	New Hampshire	L	0-19
Oct. 13	at Boston U.	L	14-28
Oct. 19	at Villanova	L	10-24
Oct. 27	at Connecticut	L	24-42
Nov. 3	Massachusetts	L	9-26
Nov. 10	Delaware	L	25-32
Nov. 17	William & Mary	L	10-31

1991 (2-9) 2-6 Yankee: t-7th
 Coach: Jim Marshall

Cap: Brandon Bonser, Tracey Parker

Sept. 14	Rhode Island	W	19-10
Sept. 21	Villanova	L	3-35
Sept. 28	VMI	L	27-38
Oct. 5	at Maine	L	15-19
Oct. 12	at New Hampshire	L	0-34
Oct. 19	Boston U.	W	32-18
Oct. 26	at James Madison	L	42-47
Nov. 2	Connecticut	L	34-35
Nov. 9	at Massachusetts	L	14-42
Nov. 16	at Delaware	L	17-23
Nov. 23	at William & Mary	L	7-49

1992 (7-4) 5-3 Yankee: t-3rd
 Coach: Jim Marshall

ALL-TIME RESULTS

2001 (3-8) 3-6 A-10; 1-8th

Coach: Jim Reid

Cap: D. Giles, J. Spraker, S. Gustus

Sept. 1	at Virginia	L	16-17
Sept. 22	at Vanderbilt	L	22-28
Sept. 29	¹⁴ Villanova	L	30-31
Oct. 6	at Maine	L	3-14
Oct. 13	at James Madison	W	20-17
Oct. 20	at Northeastern	L	0-7
Oct. 27	⁴ Rhode Island	W	28-0
Nov. 3	⁵ Hofstra	L	21-35
Nov. 10	at Delaware	L	6-10
Nov. 17	²⁵ William & Mary	L	20-23
Nov. 23	at Massachusetts	W	35-7

2002 (4-7) 4-5 A-10; 1-6th

Coach: Jim Reid

Cap: Archie, Boyer, Richeson, West

Aug. 29	at Temple	L	7-34
Sept. 7	⁹ Delaware	W	15-13
Sept. 21	⁷ Furman	L	7-17
Oct. 5	Massachusetts	L	13-34
Oct. 12	at New Hampshire	L	19-20
Oct. 19	James Madison	W	26-0
Oct. 26	at Rhode Island	W	26-0
Nov. 2	²⁰ Northeastern	L	21-24
Nov. 9	at Hofstra	L	16-26
Nov. 16	¹¹ Maine	L	14-21
Nov. 23	at ²⁴ William & Mary	W	35-13

2003 (2-9) 1-8 A-10; 11th

Coach: Jim Reid

Captains: Joe Wilson, Jon Wilson

Sept. 13	at ⁹ Delaware	L	14-44
Sept. 20	at ⁹ Furman	L	17-31
Sept. 27	⁷ Rhode Island	L	13-17
Oct. 4	at ²³ Maine	L	10-20
Oct. 11	at James Madison	L	14-34
Oct. 18	New Hampshire	W	35-23
Oct. 25	VMI	W	35-25
Nov. 1	⁷ Villanova	L	13-42
Nov. 8	at ⁴ Massachusetts	L	17-30
Nov. 15	at ²³ Northeastern	L	0-45
Nov. 22	William & Mary	L	21-59

2004 (3-8) 2-6 A-10; 5th South

Coach: Dave Clawson

Cap: B. Neuman, M. Rogers, S. Tutt

Sept. 4	at North Carolina State	L	0-42
Sept. 11	at VMI	W	34-7
Sept. 18	at ⁹ Massachusetts	W	24-14
Sept. 25	¹² Lafayette	L	16-21
Oct. 9	¹² Maine	L	25-29
Oct. 16	at ²⁴ Villanova	L	10-49
Oct. 23	at James Madison	L	20-26
Oct. 30	at Hofstra	L	17-48
Nov. 6	⁷ Towson	W	24-0
Nov. 13	¹¹ Delaware	L	14-23
Nov. 20	at ⁶ William & Mary	L	14-38

2005 (9-4) 7-1 A-10; 1st South

ATLANTIC 10 CHAMPIONS

NCAA QUARTERFINALS

Final Rank #8

Coach: Dave Clawson

Cap: Burnette, Freeman, Gromin, Tutt

Sept. 1	¹⁹ Massachusetts	L	6-19
Sept. 10	at Lafayette	L	0-7
Sept. 17	at Maine	W	26-21
Sept. 24	at Vanderbilt	L	13-37
Oct. 8	¹⁴ Villanova	W	38-20
Oct. 15	²² Delaware	W	20-10
Oct. 22	at ¹⁷ Hofstra (2ot)	W	43-37
Oct. 29	at James Madison	W	18-15
Nov. 5	VMI	W	38-3
Nov. 12	at Towson	W	48-21
Nov. 19	William & Mary	W	41-7
DIVISION I-AA PLAYOFFS			
Nov. 26	at Hampton	W	38-10
Dec. 3	³ Furman	L	20-24

2006 (6-5) 3-5 A-10; T4th South

Coach: Dave Clawson

Cap: Altman, Campbell, Gray, McCallum

Sept. 2	at Duke	W	13-0
Sept. 16	VMI	W	58-1
Sept. 23	Bucknell	W	48-21
Sept. 30	Northeastern	W	12-7
Oct. 7	at ¹ New Hampshire	L	17-27
Oct. 14	at Rhode Island	W	31-6
Oct. 21	Delaware	L	24-28
Oct. 28	⁵ James Madison	L	10-27
Nov. 4	at Villanova	L	21-31
Nov. 11	Towson	L	7-31
Nov. 18	at William & Mary	W	31-14

2007 (11-3) 7-1 CAA; 1st South

CAA CHAMPIONS

NCAA SEMIFINALS

Final Rank #4

Coach: Dave Clawson

Cap: Tim Hightower, Stephen Howell

Sept. 1	at Vanderbilt	L	17-41
Sept. 8	at Northeastern	W	49-14
Sept. 22	at Bucknell	W	45-14
Sept. 29	¹¹ New Hampshire	W	45-38
Oct. 6	at Towson	L	21-23
Oct. 13	Stony Brook	W	42-0
Oct. 20	Rhode Island	W	38-6
Oct. 27	at James Madison	W	17-16
Nov. 3	²¹ Villanova	W	35-27
Nov. 10	at ⁴ Delaware (5ot)	W	62-56
Nov. 17	William & Mary	W	31-20
NCAA FCS PLAYOFFS			
Nov. 24	⁹ Eastern Kentucky	W	31-14
Dec. 1	at ¹¹ Wofford	W	21-10
Dec. 7	at ² Appalachian State	L	35-55

2008 (13-3) 6-2 CAA; 3rd South

NCAA NATIONAL CHAMPIONS

Final Rank #1

Coach: Mike London

Cap: Crone, Sidbury, Logan, Healy

Aug. 30	at ¹⁵ Elon	L	28-10
Sept. 6	at Virginia	L	0-16
Sept. 13	Towson	W	45-14
Sept. 20	⁷ Maine	W	44-17
Sept. 27	at ¹³ Villanova	L	20-26
Oct. 4	at VMI	W	56-16
Oct. 11	James Madison	L	31-38
Oct. 18	at ¹² Massachusetts	W	30-15
Oct. 25	Georgetown	W	48-0
Nov. 8	at Hofstra	W	34-14
Nov. 15	Delaware	W	31-14
Nov. 22	at ¹⁶ William & Mary (ot)	W	23-20
NCAA FCS PLAYOFFS			
Nov. 29	¹¹ Eastern Kentucky	W	38-10
Dec. 6	at ⁷ Appalachian State	W	33-13
Dec. 13	at ⁴ North Iowa	W	21-20
FCS CHAMPIONSHIP • CHATTANOOGA, TENN.			
Dec. 19	⁴ Montana	W	24-7

2009 (11-2) 7-1 CAA; 1st South

CAA CHAMPIONS

NCAA QUARTERFINALS

Final Rank #5

Coach: Mike London

Cap: Ward, McConaghy, McCracken, Williams

Sept. 5	at Duke	W	24-16
Sept. 12	at Delaware	W	16-15
Sept. 19	Hofstra	W	47-0
Sept. 26	VMI	W	38-28
Oct. 10	at James Madison	W	21-17
Oct. 17	at Maine	W	38-21
Oct. 24	¹¹ Massachusetts	W	34-12
Oct. 31	at Towson	W	42-14
Nov. 7	¹⁴ Villanova	L	20-21
Nov. 14	at Georgetown	W	49-10
Nov. 21	⁶ William & Mary	W	13-10
NCAA FCS PLAYOFFS			
Nov. 28	⁹ Elon	W	16-13
Dec. 5	² Appalachian State	L	35-31

2010 (6-5) 4-4 CAA; T5th

Coach: Latrell Scott

Cap: Parker, McBride, Lachenmayer

Sept. 4	at Virginia	L	13-34
Sept. 18	⁹ Elon (ot)	W	27-21
Sept. 25	⁷ Delaware	L	13-34
Oct. 2	Coastal Carolina	W	41-19
Oct. 9	at ²² New Hampshire	L	0-17
Oct. 16	at ⁴ Massachusetts	W	11-10
Oct. 23	Towson	W	28-6
Oct. 30	at ⁵ Villanova	L	7-28
Nov. 6	²² James Madison (ot)	W	13-10
Nov. 13	Rhode Island	W	15-6
Nov. 20	at ⁴ William & Mary	L	3-41

2011 (3-8) 0-8 CAA; 10th

Coach: Wayne Lineburg (Interim)

Cap: Corp, Gray, Jackson, Goss, Graham

Sept. 3	at Duke	W	23-21
Sept. 10	Wagner	W	21-6
Sept. 17	VMI	W	34-19
Sept. 24	¹¹ New Hampshire	L	43-45
Oct. 1	at James Madison	L	7-31
Oct. 8	at ⁹ Towson	L	28-31
Oct. 22	⁹ Maine	L	22-23
Oct. 29	Massachusetts	L	7-28
Nov. 5	at ¹² Old Dominion	L	28-42
Nov. 12	at ¹⁵ Delaware	L	10-24
Nov. 19	William & Mary	L	23-25

2012 (8-3) 6-2 CAA; T-1st

CAA CHAMPIONS

Final Rank #18/18

Coach: Danny Rocco

Cap: Laub, Taylor, Gaskins, McMillan, Gund

Sept. 1	at Virginia	L	19-43
Sept. 8	Gardner-Webb	W	41-8
Sept. 15	at VMI	W	47-6
Sept. 22	at Georgia State	W	35-14
Sept. 29	⁴ Old Dominion	L	37-45
Oct. 6	at Villanova	W	28-17
Oct. 13	at ¹² New Hampshire	L	40-44
Oct. 20	²¹ James Madison	W	35-29
Nov. 3	Rhode Island	W	39-0
Nov. 10	Delaware	W	23-17
Nov. 17	at William & Mary	W	21-14

2013 (6-6) 4-4 CAA; T-5th

Coach: Danny Rocco

Cap: Edwards, Gund, Pierce, Roller, Scott, Wynn

Aug. 31	VMI	W	34-0
Sept. 7	at N.C. State	L	21-23
Sept. 14	at Gardner-Webb	L	10-12
Sept. 21	Liberty	W	30-21
Sept. 28	Maine	L	21-28
Oct. 12	at James Madison	L	31-38
Oct. 19	at Rhode Island	L	10-12
Oct. 26	⁸ Towson	L	32-48
Nov. 2	Albany	W	27-10
Nov. 9	Stony Brook	W	39-31
Nov. 16	at ²¹ Delaware	W	46-43
Nov. 23	¹⁹ William & Mary	W	31-20

2014 (9-5) 6-3 CAA; 3rd

NCAA SECOND ROUND

Final Rank #16

Coach: Danny Rocco

Cap: Gund, R. Bannette, Roane, Strauss, Wright, Williamson

Aug. 30	Morehead State	W	55-10
Sept. 6	at Virginia	L	13-45
Sept. 13	Hampton	W	42-17
Sept. 20	⁷ New Hampshire	L	26-29
Oct. 4	at Liberty (2ot)	W	46-39
Oct. 11	at Albany	W	41-28
Oct. 18	Rhode Island	W	37-0
Oct. 25	at Elon	W	30-10
Nov. 1	¹⁴ Villanova	W	10-9
Nov. 8	at Maine	L	20-55
Nov. 15	²⁵ James Madison	L	20-55
Nov. 22	at ²² William & Mary	W	34-20
NCAA FCS PLAYOFFS			
Nov. 29	Morgan State	W	46-24
Dec. 6	at ⁶ Coastal Carolina	L	15-36

Location Key:

- 1 - Newport News, Va.
- # - Washington, D.C.
- \$ - Norfolk, Va.
- % - Salem, Va.
- ~ - Bluefield, W.Va.
- & - Charlotte, N.C.
- * - Portsmouth, Va.
- + - Oyster Bowl; Norfolk, Va.
- ~ - London, England
- ****

** - Digit represents the opponent's rank in the Sports Network Top 25 for that week

SERIES RECORDS

Alabama (0-1)

Date	Site	Result	Series
11/11/1961	Tuscaloosa, Ala.	L 0 66	0-1

Home: 0-0 • Away: 0-1

Total Points: Richmond: 0 • Alabama: 66

Albany (2-0)

Date	Site	Result	Series
11/2/2013	Richmond, Va.	W 27 10	1-0
10/11/2014	Albany, N.Y.	W 41 28	2-0

Home: 1-0 • Away: 1-0

Total Points: Richmond: 68 • Albany: 38

Appalachian State (3-5)

Date	Site	Result	Series
11/16/1974	Richmond, Va.	L 13 14	0-1
10/25/1975	Boone, N.C.	W 24 17	1-1
12/7/2007	Boone, N.C. (NCAA)	L 35 55	2-4
12/6/2008	Boone, N.C. (NCAA)	W 33 13	3-4
12/5/2009	Richmond, Va. (NCAA)	L 31 35	3-5

Home: 1-2 • Away: 2-3

Total Points: Richmond: 179 • App. State: 180

Arkansas State (2-1)

Date	Site	Result	Series
10/6/1979	Richmond, Va.	L 3 24	0-1
9/19/1981	Jonesboro, Ark.	W 24 20	1-1
9/30/2000	Jonesboro, Ark.	W 30 27	2-1

Home: 0-1 • Away: 2-0

Total Points: Richmond: 57 • Arkansas State: 71

Army (0-1)

Date	Site	Result	Series
9/23/1961	West Point, N.Y.	L 6 24	0-1

Home: 0-0 • Away: 0-1

Total Points: Richmond: 6 • Army: 24

Auburn (0-1)

Date	Site	Result	Series
10/4/1980	Auburn, Ala.	L 16 55	0-1

Home: 0-0 • Away: 0-1

Total Points: Richmond: 16 • Auburn: 55

Ball State (0-2)

Date	Site	Result	Series
10/12/1974	Muncie, Ind.	L 23 38	0-1
10/11/1975	Richmond, Va.	L 14 25	0-2

Home: 0-1 • Away: 0-1

Total Points: Richmond: 37 • Ball State: 63

Boston College (1-4)

Date	Site	Result	Series
11/2/1951	Chestnut Hill, Mass.	L 7 21	0-1
9/26/1952	Chestnut Hill, Mass.	L 7 14	0-2
10/31/1953	Chestnut Hill, Mass.	W 14 0	1-2
10/23/1965	Chestnut Hill, Mass.	L 7 38	1-3
10/2/1971	Richmond, Va.	L 0 24	1-4

Home: 0-1 • Away: 1-3

Total Points: Richmond: 35 • Boston College: 97

Boston University (9-6)

Date	Site	Result	Series
10/20/1962	Boston, Mass.	W 14 7	1-0
10/8/1983	Richmond, Va.	L 17 26	1-1
11/24/1984	Richmond, Va. (NCAA)	W 35 33	2-1
11/2/1985	Boston, Ma.	L 13 24	2-2
10/4/1986	Richmond, Va.	W 56 15	3-2
10/29/1987	Boston, Ma.	W 33 24	4-2
10/16/1988	London, England	W 20 17	5-2
10/7/1989	Richmond, Va.	L 0 35	5-3
10/13/1990	Boston, Mass.	L 14 28	5-4
10/19/1991	Richmond, Va.	W 32 18	6-4
10/17/1992	Boston, Mass.	W 37 27	7-4
10/16/1993	Richmond, Va.	L 14 44	7-5
10/22/1994	Boston, Mass.	L 24 40	7-6
9/30/1995	Richmond, Va.	W 21 6	8-6
9/28/1996	Boston, Mass.	W 37 7	9-6

Home: 4-3 • Away: 4-3 • Neutral: 1-0

Total Points: Richmond: 367 • Boston University: 351

Bowling Green (1-1)

Date	Site	Result	Series
9/6/1980	Richmond, Va.	W 20 17	1-0
9/8/1984	Bowling Green, Ohio	L 28 55	1-1

Home: 1-0 • Away: 0-1

Total Points: Richmond: 48 • Bowling Green: 72

Brown (1-0)

Date	Site	Result	Series
11/9/1985	Richmond, Va.	W 29 13	1-0

Home: 1-0 • Away: 0-0

Total Points: Richmond: 29 • Brown: 13

Bucknell (2-0)

Date	Site	Result	Series
9/2/2000	Richmond, Va.	W 10 7	1-0
9/23/2006	Lewisburg, Pa.	W 48 21	2-0

Home: 1-0 • Away: 1-0

Total Points: Richmond: 50 • Bucknell: 28

Buffalo (0-2)

Date	Site	Result	Series
11/7/1964	Buffalo, N.Y.	L 13 28	0-1
10/16/1965	Buffalo, N.Y.	L 0 24	0-2

Home: 0-0 • Away: 0-2

Total Points: Richmond: 13 • Buffalo: 52

Central Florida (1-0)

Date	Site	Result	Series
10/15/1983	Richmond, Va.	W 31 26	1-0

Home: 1-0 • Away: 0-0

Total Points: Richmond: 31 • Central Florida: 26

Chattanooga (0-2)

Date	Site	Result	Series
10/30/1976	Richmond, Va.	L 19 28	0-1
11/11/1978	Chattanooga, Tenn.	L 3 18	0-2

Home: 0-1 • Away: 0-1

Total Points: Richmond: 22 • Chattanooga: 46

Cincinnati (3-3)

Date	Site	Result	Series
10/27/1962	Cincinnati, Ohio	W 21 20	1-0
9/13/1975	Cincinnati, Ohio	L 6 19	1-1
9/30/1978	Richmond, Va.	W 51 28	2-1
10/27/1979	Cincinnati, Ohio	L 14 17	2-2
11/1/1980	Richmond, Va.	W 24 10	3-2
10/17/1981	Cincinnati, Ohio	L 18 27	3-3

Home: 2-0 • Away: 1-3

Total Points: Richmond: 135 • Cincinnati: 121

The Citadel (14-13)

Date	Site	Result	Series
10/22/1937	Charleston, S.C.	L 0 26	0-1
11/5/1938	Charleston, S.C.	L 0 6	0-2
10/28/1939	Richmond, Va.	W 19 0	1-2
10/9/1954	Charleston, S.C.	W 26 0	2-2
10/7/1955	Richmond, Va.	L 12 14	2-3
10/12/1956	Richmond, Va.	W 7 3	3-3
10/19/1957	Charleston, S.C.	L 0 26	3-4
11/1/1958	Richmond, Va.	W 20 0	4-4
10/17/1959	Charleston, S.C.	L 7 8	4-5
10/15/1960	Richmond, Va.	L 12 24	4-6
10/7/1961	Charleston, S.C.	L 6 24	4-7
11/9/1963	Charleston, S.C.	W 26 6	5-7
10/10/1964	Charleston, S.C.	L 0 33	5-8
10/30/1965	Richmond, Va.	L 0 24	5-9
9/24/1966	Charleston, S.C.	L 6 24	5-10
11/11/1967	Richmond, Va.	W 20 3	6-10
10/12/1968	Charleston, S.C.	W 21 16	7-10
11/1/1969	Richmond, Va.	W 45 18	8-10
10/31/1970	Charleston, S.C.	W 31 14	9-10
11/6/1971	Richmond, Va.	L 11 21	9-11
11/4/1972	Charleston, S.C.	W 21 7	10-11
11/3/1973	Richmond, Va.	W 27 0	11-11
9/28/1974	Charleston, S.C.	W 27 24	12-11
11/8/1975	Richmond, Va.	W 7 0	13-11
10/16/1976	Charleston, SC	L 13 20	13-12
9/16/1995	Richmond, Va.	W 17 13	14-12
9/14/1996	Charleston, SC	L 10 13	14-13

Home: 8-4 • Away: 6-9

Total Points: Richmond: 391 • The Citadel: 367

Colgate (3-1)

Date	Site	Result	Series
11/3/1983	Hamilton, N.Y.	L 14 43	0-1
11/3/1984	Richmond, Va.	W 55 24	1-1
9/7/1996	Richmond, Va.	W 13 0	2-1
9/6/1997	Hamilton, N.Y.	W 23 7	3-1

Home: 2-0 • Away: 1-1

Total Points: Richmond: 105 • Colgate: 74

Connecticut (1-9)

Date	Site	Result	Series
9/20/1986	Storrs, Conn.	L 22 29	0-1
10/3/1987	Richmond, Va.	L 14 21	0-2
9/10/1988	Storrs, Conn.	L 12 35	0-3
10/28/1989	Richmond, Va.	L 3 13	0-4
10/27/1990	Storrs, Conn.	L 24 42	0-5
11/2/1991	Richmond, Va.	L 34 35	0-6
10/31/1992	Storrs, Conn.	L 28 30	0-7
10/30/1993	Richmond, Va.	L 3 21	0-8
9/17/1994	Storrs, Conn.	L 21 36	0-9
10/30/1999	Storrs, Conn.	W 28 21	1-9

Home: 0-5 • Away: 1-4

Total Points: Richmond: 189 • Connecticut: 283

Coastal Carolina (1-1)

Date	Site	Result	Series
10/2/2010	Richmond, Va.	W 41 19	1-0
12/6/2014	Conway, S.C. (NCAA)	L 15 36	1-1

Home: 1-0 • Away: 0-1

Total Points: Richmond: 56 • Coastal Carolina: 55

Cornell (1-4)

Date	Site	Result	Series
10/9/1927	Ithaca, N.Y.	L 0 53	0-1
10/10/1931	Ithaca, N.Y.	L 0 27	0-2
10/8/1932	Ithaca, N.Y.	L 0 28	0-3
10/7/1933	Ithaca, N.Y.	L 7 27	0-4
10/6/1934	Ithaca, N.Y.	W 6 0	1-4

Home: 0-0 • Away: 1-4

Total Points: Richmond: 13 • Cornell: 135

Davidson (19-9-1)

Date	Site	Result	Series
10/23/1920	Richmond, Va.	L 0 7	0-1
10/29/1921	Richmond, Va.	T 14 14	0-1-1
10/4/1924	Davidson, N.C.	L 0 7	0-2-1
11/9/1946	Davidson, N.C.	W 26 7	1-2-1
11/8/1947	Richmond, Va.	L 7 13	1-3-1
11/6/1948	Davidson, N.C.	W 6 0	2-3-1
10/22/1949	Davidson, N.C.	W 28 7	3-3-1
11/8/1950	Richmond, Va.	L 0 39	3-4-1
10/20/1951	Richmond, Va.	W 25 6	4-4-1
11/8/1952	Davidson, N.C.	L 19 38	4-5-1
9/26/1953	Richmond, Va.	W 16 0	5-5-1
11/5/1955	Richmond, Va.	W 19 0	6-5-1
11/3/1956	Davidson, N.C.	L 0 7	6-6-1
11/16/1957	Richmond, Va.	L 19 23	6-7-1
11/15/1958	Davidson, N.C.	W 27 22	7-7-1
10/10/1959	Richmond, Va.	W 21 7	8-7-1
10/22/1960	Richmond, Va.	W 35 6	9-7-1
10/28/1961	Richmond, Va.	W 20 0	10-7-1
11/10/1962	Davidson, N.C.	W 28 20	11-7-1
10/19/1963	Richmond, Va.	W 21 13	12-7-1
10/17/1964	Davidson, N.C.	W 20 7	13-7-1
10/22/1966	Richmond, Va.	W 23 17	14-7-1
10/7/1967	Davidson, N.C.	W 24 17	15-7-1
9/28/1968	Richmond, Va.	W 24 14	16-7-1
10/11/1969	Davidson, N.C.	L 7 37	16-8-1
9/26/1970	Richmond, Va.	L 5 14	16-9-1
11/13/1971	Richmond, Va.	W 14 7	17-9-1
11/11/1972	Richmond, Va.	W 20 14	18-9-1
9/15/1973	Davidson, N.C.	W 42 0	19-9-1

Home: 11-5-1 • Away: 8-4

SERIES RECORDS

Furman (15-10)

Date	Site	Result	Series
10/28/1922	Greenville, S.C.	W 13 0	1-0
10/25/1923	Richmond, Va.	L 7 22	1-1
10/17/1931	Greenville, S.C.	L 6 34	1-2
9/3/1933	Richmond, Va.	L 6 14	1-3
10/8/1948	Greenville, S.C.	W 7 0	2-3
10/8/1949	Richmond, Va.	W 12 0	3-3
11/14/1959	Richmond, Va.	W 48 14	4-3
11/11/1960	Richmond, Va.	W 35 28	5-3
11/14/1964	Richmond, Va.	L 18 19	5-4
11/13/1965	Greenville, S.C.	L 0 14	5-5
11/5/1966	Richmond, Va.	W 24 14	6-5
10/14/1967	Greenville, S.C.	W 42 14	7-5
10/19/1968	Richmond, Va.	W 34 0	8-5
11/8/1969	Richmond, Va.	W 37 0	9-5
10/10/1970	Greenville, S.C.	L 9 23	9-6
10/23/1971	Richmond, Va.	W 20 0	10-6
10/21/1972	Greenville, S.C.	W 37 0	11-6
10/6/1973	Greenville, S.C.	W 20 17	12-6
10/5/1974	Richmond, Va.	L 14 24	12-7
9/20/1975	Richmond, Va.	W 27 21	13-7
10/23/1976	Greenville, S.C.	W 13 9	14-7
11/5/1977	Richmond, Va.	W 19 13	15-7
9/21/2002	Richmond, Va.	L 7 17	15-8
9/20/2003	Greenville, S.C.	L 17 31	15-9
12/3/2005	Richmond, Va. (NCAA)	L 20 24	15-10

Home: 9-6 • Away: 6-4

Total Points: Richmond: 490 • Furman: 331

Gardner-Webb (1-1)

Date	Site	Result	Series
9/8/2012	Richmond, Va.	W 41 8	1-0
9/14/2013	Boiling Spring, N.C.	L 10 12	1-1

Home: 1-0 • Away: 0-1

Total Points: Richmond: 51 • Gardner-Webb: 20

George Washington (9-8)

Date	Site	Result	Series
11/5/1897	Richmond, Va.	L 0 22	0-1
11/7/1903	Richmond, Va.	W 22 6	1-1
10/15/1904	Washington, D.C.	L 0 17	1-2
10/29/1910	Richmond, Va.	L 15 21	1-3
10/3/1942	Washington, D.C.	L 0 27	1-4
11/30/1951	Washington, D.C.	W 20 19	2-4
11/22/1952	Richmond, Va.	L 7 29	2-5
11/21/1953	Washington, D.C.	L 7 35	2-6
10/29/1954	Washington, D.C.	W 7 0	3-6
11/12/1955	Richmond, Va.	W 7 0	4-6
11/9/1956	Washington, D.C.	L 6 32	4-7
11/9/1957	Richmond, Va.	W 13 6	5-7
10/17/1958	Washington, D.C.	W 26 6	6-7
11/7/1959	Richmond, Va.	W 26 0	7-7
11/4/1960	Washington, D.C.	L 0 16	7-8
10/14/1961	Richmond, Va.	W 16 15	8-8
11/2/1962	Washington, D.C.	W 17 14	9-8

Home: 5-3 • Away: 4-5

Total Points: Richmond: 189 • Geo Wash: 265

Georgetown (3-5)

Date	Site	Result	Series
11/17/1894	Washington, D.C.	L 0 34	0-1
10/31/1900	Washington, D.C.	L 0 64	0-2
10/16/1909	Richmond, Va.	L 0 17	0-3
10/21/1911	Richmond, Va.	L 0 65	0-4
11/3/1934	Richmond, Va.	W 14 13	1-4
11/2/1935	Richmond, Va.	L 0 7	1-5
10/25/2008	Richmond, Va.	W 48 0	2-5
11/14/2009	Washington, D.C.	W 49 10	3-5

Home: 2-3 • Away: 1-2

Total Points: Richmond: 111, Georgetown: 210

Georgia (0-3)

Date	Site	Result	Series
11/1/1975	Athens, Ga.	L 24 28	0-1
10/29/1977	Athens, Ga.	L 7 23	0-2
11/1/1986	Athens, Ga.	L 13 28	0-3

Home: 0-0 • Away: 0-3

Total Points: Richmond: 44 • Georgia: 79

Georgia State (1-0)

Date	Site	Result	Series
9/22/2012	Atlanta, Ga.	W 35 14	1-0

Home: 0-0 • Away: 1-0

Total Points: Richmond: 35 • Georgia State: 14

Hampton (2-0)

Date	Site	Result	Series
11/26/2005	Hampton, Va. (NCAA)	W 38 10	1-0
9/13/2014	Richmond, Va.	W 42 17	2-0

Home: 1-0 • Away: 1-0

Total Points: Richmond: 80 • Hampton: 27

Hofstra (4-3)

Date	Site	Result	Series
10/16/1999	Hempstead, N.Y.	W 31 21	1-0
11/3/2001	Richmond, Va.	L 21 35	1-1
11/9/2002	Hempstead, N.Y.	L 16 26	1-2
10/30/2004	Hempstead, N.Y.	L 17 48	1-3
10/22/2005	Richmond, Va. (Zot)	W 43 37	2-3
11/8/2008	Hempstead, N.Y.	W 34 14	3-3
9/19/2009	Richmond, Va.	W 47 0	4-3

Home: 2-1 • Away: 2-2

Total Points: Richmond: 209 • Hofstra: 181

Holy Cross (0-1)

Date	Site	Result	Series
10/31/1964	Worcester, Mass.	L 22 36	0-1

Home: 0-0 • Away: 0-1

Total Points: Richmond: 22 • Holy Cross: 36

James Madison (17-15)

Date	Site	Result	Series
10/3/1981	Richmond, Va.	W 24 7	1-0
11/5/1983	Richmond, Va.	W 32 0	2-0
9/1/1984	Harrisonburg, Va.	W 43 12	3-0
10/5/1985	# Norfolk, Va.	W 38 15	4-0
10/10/1987	Harrisonburg, Va.	L 3 41	4-1
11/12/1988	Richmond, Va.	L 13 25	4-2
9/16/1989	Harrisonburg, Va.	L 0 31	4-3
9/22/1990	Richmond, Va.	L 0 29	4-4
10/26/1991	Harrisonburg, Va.	L 42 47	4-5
9/12/1992	Richmond, Va.	W 49 40	5-5
9/11/1993	Harrisonburg, Va.	W 20 13	6-5
10/29/1994	Richmond, Va.	L 16 29	6-6
10/28/1995	Harrisonburg, Va.	W 34 33	7-6
10/19/1996	Richmond, Va.	L 27 31	7-7
10/25/1997	Harrisonburg, Va.	W 26 21	8-7
10/3/1998	Richmond, Va.	W 28 7	9-7
11/13/1999	Harrisonburg, Va.	L 13 31	9-8
11/11/2000	Richmond, Va.	W 21 2	10-8
10/13/2001	Harrisonburg, Va.	W 20 17	11-8
10/19/2002	Richmond, Va.	W 26 0	12-8
10/11/2003	Harrisonburg, Va.	L 14 34	12-9
10/23/2004	Richmond, Va.	L 20 26	12-10
10/29/2005	Harrisonburg, Va.	W 18 15	13-10
10/28/2006	Richmond, Va.	L 10 27	13-11
10/27/2007	Harrisonburg, Va.	W 17 16	14-11
10/11/2008	Richmond, Va.	L 31 38	14-12
10/10/2009	Harrisonburg, Va.	W 21 17	15-12
11/6/2010	Richmond, Va. (ot)	W 13 10	16-12
10/1/2011	Harrisonburg, Va.	L 7 31	16-13
10/20/2012	Richmond, Va.	W 35 29	17-13
10/12/2013	Harrisonburg, Va.	L 31 38	17-14
11/15/2014	Richmond, Va.	L 20 55	17-15

Oyster Bowl

Home: 8-8 • Away: 8-7 • Neutral: 1-0

Total Points: Richmond: 712 • James Madison: 767

Lafayette (0-3)

Date	Site	Result	Series
9/30/1922	Easton, Pa.	L 0 34	0-1
9/25/2004	Richmond, Va.	L 16 21	0-2
9/10/05	Easton, Pa.	L 0 7	0-3

Home: 0-1 • Away: 0-2

Total Points: Richmond: 16 • Lafayette: 62

Lehigh (0-1)

Date	Site	Result	Series
11/28/1998	Richmond, Va.	L 23 24	0-1

Home: 0-1 • Away: 0-0

Total Points: Richmond: 23 • Lehigh: 24

Liberty (2-0)

Date	Site	Result	Series
9/21/2013	Richmond, Va.	W 30 21	1-0
10/4/2014	Lynchburg, Va. (Zot)	W 46 39	2-0

Home: 1-0 • Away: 1-0

Total Points: Richmond: 76 • Liberty: 60

Louisville (0-1)

Date	Site	Result	Series
10/16/1982	Louisville, Ky.	L 0 35	0-1

Home: 0-0 • Away: 0-1

Total Points: Richmond: 0 • Louisville: 35

Maine (12-13)

Date	Site	Result	Series
9/15/1984	Richmond, Va.	W 30 13	1-0
10/12/1985	Orono, Maine	W 37 24	2-0
11/15/1986	Richmond, Va.	L 11 26	2-1
10/17/1987	Orono, Maine	W 17 7	3-1
10/11/1988	Richmond, Va.	L 3 17	3-2
9/30/1989	Orono, Maine	L 16 41	3-3
9/29/1990	Richmond, Va.	W 24 16	4-3
10/5/1991	Orono, Maine	L 15 19	4-4
10/3/1992	Richmond, Va.	W 28 6	5-4
10/9/1993	Orono, Maine	W 17 14	6-4
10/8/1994	Richmond, Va.	L 10 24	6-5
10/4/1997	Richmond, Va.	W 17 14	7-5

Date	Site	Result	Series
10/17/1998	Orono, Maine	W 35 10	8-5
9/18/1999	Orono, Maine	L 14 21	8-6
10/21/2000	Richmond, Va.	W 17 6	9-6
10/6/2001	Orono, Maine	L 3 14	9-7
11/16/2002	Richmond, Va.	L 14 21	9-8
10/4/2003	Orono, Maine	L 10 20	9-9
10/9/2004	Richmond, Va.	L 25 29	9-10
9/17/2005	Orono, Maine	W 36 21	10-10
9/20/2008	Richmond, Va.	W 44 17	11-10
10/17/2009	Orono, Maine	W 38 21	12-10
10/22/2011	Richmond, Va.	L 22 23	12-11
9/28/2013	Richmond, Va.	L 21 28	12-12
11/8/2014	Orono, Maine	L 20 33	12-13

Home: 6-7 • Away: 6-6

Total Points: Richmond: 514 • Maine: 485

Maryland (4-12-2)

Date	Site	Result	Series
10/5/1907	Richmond, Va.	W 11 5	1-0
10/3/1908	Richmond, Va.	W 22 0	2-0
10/2/1909	Richmond, Va.	L 0 12	2-1
10/1/1910	Richmond, Va.	L 0 20	2-2
9/30/1911	Richmond, Va.	T 0 0	2-2-1
10/5/1912	Richmond, Va.	L 0 46	2-3-1
10/13/1913	College Park, Md.	L 0 45	2-4-1
10/7/1922	Richmond, Va.	T 0 0	2-4-2
10/11/1923	Washington, D.C.	L 0 23	2-5-2
10/11/1924	Richmond, Va.	L 0 38	2-6-2
11/7/1936	Richmond, Va.	L 0 12	2-7-2
9/24/1938	College Park, Md.	W 19 6	3-7-2
10/6/1945	College Park, Md.	L 0 21	3-8-2
10/5/1946	College Park, Md.	W 37 7	4-8-2
10/10/1947	College Park, Md.	L 6 18	4-9-2
9/25/1948	Richmond, Va.	L 0 19	4-10-2
9/11/1976	College Park, Md.	L 7 31	4-11-2
11/12/1977	Richmond, Va.	L 24 27	4-12-2

Home: 2-7-2 • Away: 2-4 • Neutral: 0-1

Total Points: Richmond: 126 • Maryland: 311

Massachusetts (12-14)

Date	Site	Result	Series
10/13/1984	Amherst, Mass.	W 24 7	1-0
9/14/1985	Richmond, Va.	W 19 14	2-0
9/13/1986	Amherst, Mass.	L 21 24	2-1
9/19/1987	Richmond, Va. (4ot)	W 52 51	3-1
11/5/1988	Richmond, Va.	L 16 26	3-2
11/4/1989	Amherst, Mass.	L 14 17	3-3
11/3/1990	Richmond, Va.	L 9 26	3-4
11/9/1991	Amherst, Mass.	L 14 42	3-5
11/7/1992	Richmond, Va.	L 13 17	3-6
11/6/1993	Amherst, Mass.	L 24 29	3-7
9/10/1994	Richmond, Va.	W 14 13	4-7
9/9/1995	Amherst, Mass.	W 21 7	5-7
9/21/1996	Richmond, Va. (ot)	L 17 23	5-8
8/30/1997	Amherst, Mass.	W 21 6	6-8
9/12/1998	Richmond, Va.	L 17 22	6-9
11/6/1999	Richmond, Va.	L 6 33	6-10
9/16/2000	Richmond, Va.	W 31 24	7-10
11/23/2001	Amherst, Mass.	W 35 7	8-10
10/5/2002	Richmond, Va.	L 13 34	8-11
11/8/2003	Amherst, Mass.	L 17 30	8-12
9/18/2004	Amherst, Mass.	W 24 14	9-12
9/1/2005	Richmond, Va.	L 6 19	9-13
10/18/2008	Amherst, Mass.	W 30 15	10-

SERIES RECORDS

Northeast Louisiana (1-1)

Date	Site	Result	Series
9/23/1972	Richmond, Va.	L 17 0	1-0
10/27/1973	Monroe, La.	L 8 14	1-1

Home: 1-0 • Away: 0-1

Total Points: Richmond: 25 • Northeast Louisiana: 14

Northeastern (8-5)

Date	Site	Result	Series
11/10/1984	Boston, Mass.	W 19 8	1-0
10/19/1985	Richmond, Va.	W 31 3	2-0
10/2/1993	Richmond, Va.	W 24 21	3-0
9/24/1994	Boston, Mass.	W 23 11	4-0
10/7/1995	Richmond, Va.	W 26 23	5-0
10/5/1996	Boston, Mass.	L 10 27	5-1
11/1/1997	Richmond, Va.	L 17 21	5-2
10/24/1998	Boston, Mass.	W 21 20	6-2
10/20/2001	Boston, Mass.	L 0 7	6-3
11/2/2002	Richmond, Va.	L 21 24	6-4
11/15/2003	Boston, Mass.	L 0 45	6-5
9/30/2006	Richmond, Va.	W 12 7	7-5
9/8/2007	Boston, Mass.	W 49 14	8-5

Home: 4-2 • Away: 4-3

Total Points: Richmond: 253 • Northeastern: 231

Northern Iowa (1-0)

Date	Site	Result	Series
12/13/2008	Cedar Falls, Iowa NCAA	W 21 20	1-0

Home: 0-0 • Away: 1-0

Total Points: Richmond: 21 • Northern Iowa: 20

Old Dominion (0-2)

Date	Site	Result	Series
11/5/2011	Norfolk, Va.	L 28 42	0-1
9/29/2012	Richmond, Va.	L 37 45	0-2

Home: 0-1 • Away: 0-1

Total Points: Richmond: 65 • Old Dominion: 87

Ohio (1-2)

Date	Site	Result	Series
12/27/1968	Orlando, Fla. TANGERINE BOWL W	49 42	1-0
9/18/1982	Columbus, Ohio	L 14 23	1-1
9/10/1983	Richmond, Va.	L 10 17	1-2

Home: 0-1 • Away: 0-0 • Neutral: 1-1

Total Points: Richmond: 73 • Ohio: 82

Pennsylvania (2-0)

Date	Site	Result	Series
11/26/1981	Richmond, Va.	W 18 12	1-0
9/29/1998	Philadelphia, Pa.	W 34 18	2-0

Home: 1-0 • Away: 1-0

Total Points: Richmond: 52 • Pennsylvania: 30

Rhode Island (15-6)

Date	Site	Result	Series
12/1/1984	Kingston, R.I. NCAA	L 17 23	0-1
10/25/1986	Kingston, R.I.	W 28 14	1-1
10/24/1987	Richmond, Va.	W 27 14	2-1
10/22/1988	Kingston, R.I.	L 10 14	2-2
9/9/1989	Richmond, Va.	L 14 45	2-3
9/15/1990	Kingston, R.I.	L 0 37	2-4
9/14/1991	Richmond, Va.	W 19 10	3-4
9/26/1992	Kingston, R.I.	W 46 14	4-4
11/8/1997	Richmond, Va.	W 27 11	5-4
9/19/1998	Kingston, R.I. (ot)	W 20 17	6-4
10/9/1999	Richmond, Va.	W 41 38	7-4
11/4/2000	Kingston, R.I. (ot)	W 13 10	8-4
10/27/2001	Richmond, Va.	W 28 0	9-4
10/26/2002	Kingston, R.I.	W 26 0	10-4
9/27/2003	Richmond, Va.	L 13 17	10-5
10/14/2006	Kingston, R.I.	W 31 6	11-5
10/20/2007	Richmond, Va.	W 38 6	12-5
11/13/2010	Richmond, Va.	W 15 6	13-5
11/3/2012	Richmond, Va.	W 39 0	14-5
10/19/2013	Kingston, R.I.	L 10 12	14-6
10/18/2014	Richmond, Va.	W 37 0	15-6

Home: 9-2 • Away: 6-4

Total Points: Richmond: 499 • Rhode Island: 294

Rutgers (0-6-1)

Date	Site	Result	Series
11/10/1923	New Brunswick, N.J.	L 0 53	0-1
10/14/1939	New Brunswick, N.J.	T 6 6	0-1-1
10/26/1957	New Brunswick, N.J.	L 13 26	0-2-1
10/11/1958	New Brunswick, N.J.	L 12 23	0-3-1
10/30/1982	Richmond, Va.	L 14 20	0-4-1
10/26/1985	New Brunswick, N.J.	L 17 20	0-5-1
9/5/1998	New Brunswick, N.J.	L 6 7	0-6-1

Home: 0-1 • Away: 0-5-1

Total Points: Richmond: 68 • Rutgers: 155

South Carolina (0-1)

Date	Site	Result	Series
9/11/1982	Columbia, S.C.	L 10 30	0-1

Home: 0-0 • Away: 0-1

Total Points: Richmond: 10 • South Carolina: 30

Southern Mississippi (2-14)

Date	Site	Result	Series
9/22/1962	Hattiesburg, Miss.	L 0 29	0-1
10/12/1963	Hattiesburg, Miss.	L 0 7	0-2
10/3/1964	Hattiesburg, Miss.	L 9 14	0-3
10/2/1965	Hattiesburg, Miss.	L 7 28	0-4
10/29/1966	Hattiesburg, Miss.	L 0 27	0-5
11/4/1967	Hattiesburg, Miss.	L 7 19	0-6
11/16/1968	Hattiesburg, Miss.	W 33 7	1-6
10/25/1969	Hattiesburg, Miss.	L 28 31	1-7
10/3/1970	Hattiesburg, Miss.	L 21 43	1-8
10/30/1971	Hattiesburg, Miss.	L 24 31	1-9
10/14/1972	Richmond, Va.	L 9 32	1-10
10/3/1973	Richmond, Va.	W 42 20	2-10
9/2/1978	Richmond, Va.	L 7 10	2-11
11/15/1980	Hattiesburg, Miss.	L 12 33	2-12
9/26/1981	Richmond, Va.	L 10 17	2-13
9/3/1983	Hattiesburg, Miss.	L 3 32	2-14

Home: 1-3 • Away: 1-11

Total Points: Richmond: 212 • Southern Miss.: 380

Stetson (0-1)

Date	Site	Result	Series
11/10/1951	Deland, Fla.	L 14 19	0-1

Home: 0-0 • Away: 0-1

Total Points: Richmond: 14 • Stetson: 19

Stony Brook (2-0)

Date	Site	Result	Series
10/13/2007	Richmond, Va.	W 42 0	1-0
11/9/2013	Stony Brook, N.Y.	W 39 31	2-0

Home: 1-0 • Away: 1-0

Total Points: Richmond: 81 • Stony Brook: 31

Syracuse (0-1)

Date	Site	Result	Series
11/16/1963	Syracuse, N.Y.	L 0 50	0-1

Home: 0-0 • Away: 0-1

Total Points: Richmond: 0 • Syracuse: 50

Temple (0-1)

Date	Site	Result	Series
8/29/2002	Philadelphia, Pa.	L 7 34	0-1

Home: 0-0 • Away: 0-1

Total Points: Richmond: 7 • Temple: 34

Tennessee (0-1)

Date	Site	Result	Series
9/21/1963	Knoxville, Tenn.	L 6 34	0-1

Home: 0-0 • Away: 0-1

Total Points: Richmond: 6 • Tennessee: 34

Toledo (0-3)

Date	Site	Result	Series
9/14/1968	Toledo, Ohio	L 14 31	0-1
12/28/1971	Orlando, Fla. TANGERINE BOWL	L 3 28	0-2
9/17/1983	Richmond, Va.	L 6 31	0-3

Home: 0-1 • Away: 0-1 • Neutral: 0-1

Total Points: Richmond: 23 • Toledo: 82

Towson (5-4)

Date	Site	Result	Series
11/6/2004	Richmond, Va.	W 24 0	1-0
11/12/2005	Towson, Md.	W 48 21	2-0
11/11/2006	Richmond, Va.	L 7 31	2-1
10/6/2007	Towson, Md.	L 21 23	2-2
9/13/2008	Richmond, Va.	W 45 14	3-2
10/31/2009	Towson, Md.	W 42 14	4-2
10/23/2010	Richmond, Va.	W 28 6	5-2
10/8/2011	Towson, Md.	L 28 31	5-3
10/26/2013	Richmond, Va.	L 32 48	5-4

Home: 3-2 • Away: 2-2

Total Points: Richmond: 255 • Towson: 198

Tulane (0-1)

Date	Site	Result	Series
11/26/1903	New Orleans, La.	L 5 18	0-1

Home: 0-1 • Away: 0-0

Total Points: Richmond: 5 • Tulane: 18

Tulsa (0-1)

Date	Site	Result	Series
9/4/1976	Tulsa, Okla.	L 7 22	0-1

Home: 0-0 • Away: 0-1

Total Points: Richmond: 7 • Tulsa: 22

Vanderbilt (0-3)

Date	Site	Result	Series
9/22/2001	Nashville, Tenn.	L 22 28	0-1
9/24/2005	Nashville, Tenn.	L 13 37	0-2
9/1/2007	Nashville, Tenn.	L 17 41	0-3

Home: 0-0 • Away: 0-3

Total Points: Richmond: 52 • Vanderbilt: 106

Villanova (11-21)

Date	Site	Result	Series
10/29/1955	Villanova, Pa.	L 14 16	0-1
10/25/1958	Villanova, Pa.	L 6 13	0-2
9/7/1974	Richmond, Va.	W 14 13	1-2
10/9/1976	Villanova, Pa.	W 24 7	2-2
10/7/1978	Villanova, Pa.	L 14 17	2-3
11/3/1979	Richmond, Va.	L 3 9	2-4
9/13/1980	Villanova, Pa.	W 21 7	3-4
11/14/1987	Richmond, Va.	W 38 35	4-4
10/29/1988	Villanova, Pa.	L 6 45	4-5

Date	Site	Result	Series
9/2/1989	Richmond, Va.	L 17 20	4-6
10/19/1990	Villanova, Pa.	L 10 24	4-7
9/21/1991	Richmond, Va.	L 3 35	4-8
9/19/1992	Villanova, Pa.	L 33 36	4-9
9/25/1993	Richmond, Va.	W 21 7	5-9
10/1/1994	Villanova, Pa.	L 6 38	5-10
11/18/1995	Villanova, Pa.	L 0 28	5-11
10/26/1996	Richmond, Va.	L 3 20	5-12
10/18/1997	Richmond, Va.	L 29 40	5-13
11/7/1998	Villanova, Pa.	W 28 14	6-13
9/11/1999	Richmond, Va.	L 30 35	6-14
10/28/2000	Villanova, Pa.	W 28 18	7-14
9/29/2001	Richmond, Va.	L 30 31	7-15
11/1/2003	Richmond, Va.	L 13 42	7-16
10/16/2004	Villanova, Pa.	L 10 49	7-17
10/8/2005	Richmond, Va.	W 38 20	8-17
11/4/2006	Villanova, Pa.	L 21 31	8-18
11/3/2007	Richmond, Va.	W 35 27	9-18
9/27/2008	Villanova, Pa.	L 26 20	9-19
11/7/2009	Richmond, Va.	W 20 21	9-20
10/30/2010	Villanova, Pa.	L 7 28	9-21
10/6/2012	Villanova, Pa.	W 28 17	10-21
11/1/2014	Richmond, Va.	W 10 9	11-21

Home: 6-9 • Away: 5-12

Total Points: Richmond: 586 • Villanova: 772

Virginia (2-28-2)

Date	Site	Result	Series
10/9/1893	Charlottesville, Va.	L 4 34	0-1
10/2/1894	Charlottesville, Va.	L 0 48	0-2
10/18/1894	Richmond, Va.	L 0 28	0-3
11/12/1895	Charlottesville, Va.	L 0 60	0-4
10/10/1900	Charlottesville, Va.	L 0 51	0-5
10/3/1906	Charlottesville, Va.	L 0 22	0-6
10/27/1906	Charlottesville, Va.	L 6 12	0-7
10/2/1907	Charlottesville, Va.	L 0 38	0-8
10/10/1914	Charlottesville, Va.	L 0 62	

SERIES RECORDS

11/8/1986 Richmond, Va. L 10 17 8-38-4
Home: 7-14-3 • Away: 2-24-1
Total Points: Richmond: 455 • Virginia Tech: 1073

Wagner (1-0)

Date	Site	Result	Series
9/10/2011	Richmond, Va.	W 21 6	1-0

Home: 1-0 • Away: 0-0

Total Points: Richmond: 21 • Wagner: 6

Wake Forest (6-10-1)

Date	Site	Result	Series
12/10/1889	Richmond, Va.	L 14 32	0-1
10/24/1892	Richmond, Va.	L 0 16	0-2
11/5/1909	Winston-Salem, N.C.	W 5 0	1-2
10/18/1913	Winston-Salem, N.C.	W 14 13	2-2
11/13/1920	Richmond, Va.	W 20 7	3-2
11/5/1921	Richmond, Va.	W 41 0	4-2
10/6/1928	Richmond, Va.	L 13 14	4-3
10/5/1929	Richmond, Va.	L 0 19	4-3
11/19/1934	Charlotte, N.C.	W 39 6	5-3
9/30/1950	Winston-Salem, N.C.	L 0 43	5-4
10/6/1951	Winston-Salem, N.C.	L 6 56	5-5
10/24/1954	Richmond, Va.	T 13 13	5-5-1
11/6/1954	Richmond, Va.	L 13 0	5-6-1
9/29/1973	Richmond, Va.	W 41 0	6-6-1
11/14/1981	Richmond, Va.	L 22 34	6-7-1
9/24/1983	Richmond, Va.	L 6 31	6-8-1
10/6/1984	Richmond, Va.	L 16 29	6-9-1
9/12/1987	Winston-Salem, N.C.	L 0 24	6-10-1

Home: 3-7-1 • Away: 2-3 • Neutral: 1-0

Total Points: Richmond: 237 • Wake Forest: 310

West Virginia (3-21-1)

Date	Site	Result	Series
10/14/1950	Morgantown, W.Va.	L 7 46	0-1
10/13/1951	Morgantown, W.Va.	L 0 24	0-2
9/24/1955	Morgantown, W.Va.	L 12 33	0-3
9/29/1956	Morgantown, W.Va.	L 6 30	0-4
9/20/1958	Morgantown, W.Va.	L 22 66	0-5
9/26/1959	Morgantown, W.Va.	L 7 10	0-6
10/8/1960	Morgantown, W.Va.	T 6 6	0-6-1
9/16/1961	Morgantown, W.Va.	W 35 26	1-6-1
9/19/1964	Richmond, Va.	L 10 20	1-7-1
9/18/1965	Morgantown, W.Va.	L 0 56	1-8-1
9/16/1967	Richmond, Va.	L 6 27	1-9-1
9/21/1968	Morgantown, W.Va.	L 0 17	1-10-1
11/15/1969	Morgantown, W.Va.	L 21 33	1-11-1
9/19/1970	Morgantown, W.Va.	L 10 49	1-12-1
9/25/1971	Richmond, Va.	L 3 16	1-13-1
9/16/1972	Morgantown, W.Va.	L 7 28	1-14-1
10/20/1973	Richmond, Va.	W 38 17	2-14-1
9/14/1974	Morgantown, W.Va.	W 29 25	3-14-1
11/15/1975	Richmond, Va.	L 13 31	3-15-1
10/2/1976	Morgantown, W.Va.	L 6 9	3-16-1
9/10/1977	Morgantown, W.Va.	L 0 36	3-17-1
9/9/1978	Morgantown, W.Va.	L 12 14	3-18-1
9/29/1979	Richmond, Va.	L 18 20	3-19-1
9/27/1980	Morgantown, W.Va.	L 28 31	3-20-1
9/25/1982	Morgantown, W.Va.	L 10 43	3-21-1

Home: 1-5 • Away: 2-17-1

Total Points: Richmond: 306 • West Virginia: 713

Western Illinois (1-0)

Date	Site	Result	Series
9/28/1985	Richmond, Va.	W 38 20	1-0

Home: 1-0 • Away: 0-0

Total Points: Richmond: 38 • Western Illinois: 20

William & Mary (58-61-5)

"The Oldest Rivalry in the South"

Date	Site	Result	Series
11/19/1898	Richmond, Va.	W 15 0	1-0
10/21/1899	Richmond, Va.	W 41 0	2-0
11/9/1901	Williamsburg, Va.	W 27 11	3-0
11/14/1903	Richmond, Va.	W 24 0	4-0
11/4/1904	Williamsburg, Va.	L 6 15	4-1
10/11/1905	Richmond, Va.	T 0 0	4-1-1
10/18/1905	Richmond, Va.	L 0 4	4-2-1
11/8/1905	Richmond, Va.	W 23 4	5-2-1
11/3/1906	Williamsburg, Va.	W 24 0	6-2-1
11/28/1906	Newport News, Va.	W 6 0	7-2-1
11/28/1907	Newport News, Va.	W 48 0	8-2-1
11/21/1908	Richmond, Va.	L 18 21	8-3-1
11/20/1909	Richmond, Va.	L 0 17	8-4-1
11/19/1910	Richmond, Va.	L 6 18	8-5-1
11/11/1911	Williamsburg, Va.	L 0 3	8-6-1
11/9/1912	Richmond, Va.	W 20 0	9-6-1
11/8/1913	Newport News, Va.	W 20 13	10-6-1
11/22/1913	Williamsburg, Va.	W 20 13	11-6-1
10/24/1914	Williamsburg, Va.	W 3 3	12-6-1
11/21/1914	Richmond, Va.	W 32 0	13-6-1
10/23/1915	Williamsburg, Va.	W 28 0	14-6-1
11/20/1915	Richmond, Va.	W 40 0	15-6-1
10/28/1916	Richmond, Va.	W 48 0	16-6-1
11/18/1916	Williamsburg, Va.	T 0 0	16-6-2
10/13/1917	Richmond, Va.	W 28 0	17-6-2
11/17/1917	Williamsburg, Va.	W 19 0	18-6-2
11/30/1918	Williamsburg, Va.	W 7 0	19-6-2
10/18/1919	Williamsburg, Va.	L 0 7	19-7-2
11/8/1919	Richmond, Va.	W 17 0	20-7-2
11/28/1919	Richmond, Va.	W 21 0	21-7-2
10/20/1920	Williamsburg, Va.	W 13 0	22-7-2
11/24/1921	Richmond, Va.	W 17 7	23-7-2
11/30/1922	Richmond, Va.	W 13 3	24-7-2
11/29/1923	Richmond, Va.	L 6 27	24-8-2
11/27/1924	Richmond, Va.	L 6 20	24-9-2
11/25/1925	Richmond, Va.	L 0 14	24-10-2
11/25/1926	Richmond, Va.	L 0 14	24-11-2
11/23/1927	Richmond, Va.	T 0 0	24-11-3
11/19/1928	Richmond, Va.	L 0 7	24-12-3
11/28/1929	Richmond, Va.	L 0 25	24-13-3
11/24/1930	Richmond, Va.	L 0 19	24-14-3
11/26/1931	Richmond, Va.	W 6 2	25-14-3
11/24/1932	Richmond, Va.	W 18 7	26-14-3
11/26/1933	Richmond, Va.	L 0 6	26-15-3
11/29/1934	Richmond, Va.	W 6 0	27-15-3
11/28/1935	Richmond, Va.	T 6 6	27-15-4
11/26/1936	Richmond, Va.	W 7 0	28-15-4
11/25/1937	Richmond, Va.	W 6 0	29-15-4
11/24/1938	Richmond, Va.	W 10 7	30-15-4
11/25/1939	Richmond, Va.	L 0 7	30-16-4
11/21/1940	Richmond, Va.	L 0 16	30-17-4
11/20/1941	Richmond, Va.	L 3 33	30-18-4
11/26/1942	Richmond, Va.	L 0 10	30-19-4
11/30/1944	Richmond, Va.	L 0 40	30-20-4
11/22/1945	Richmond, Va.	L 0 33	30-21-4
11/28/1946	Richmond, Va.	L 0 40	30-22-4
11/27/1947	Richmond, Va.	L 0 35	30-23-4
10/30/1948	Williamsburg, Va.	L 6 14	30-24-4
10/29/1949	Richmond, Va.	L 0 34	30-25-4
12/2/1950	Williamsburg, Va.	L 6 40	30-26-4
10/27/1951	Richmond, Va.	L 14 20	30-27-4
10/24/1952	Williamsburg, Va.	L 13 42	30-28-4
11/14/1953	Richmond, Va.	L 0 21	30-29-4
11/25/1954	Richmond, Va.	L 0 2	30-30-4
11/24/1955	Richmond, Va.	T 6 6	30-30-5
11/22/1956	Richmond, Va.	W 6 0	31-30-5
11/28/1957	Richmond, Va.	W 12 7	32-30-5
11/27/1958	Richmond, Va.	L 15 18	32-31-5
11/21/1959	Richmond, Va.	W 20 12	33-31-5
11/24/1960	Richmond, Va.	W 19 0	34-31-5
11/23/1961	Richmond, Va.	W 36 18	35-31-5
11/22/1962	Williamsburg, Va.	W 15 3	36-31-5
11/23/1963	Richmond, Va.	L 6 29	36-32-5
11/26/1964	Richmond, Va.	L 13 33	36-33-5
11/20/1965	Richmond, Va.	L 0 21	36-34-5
11/19/1966	Richmond, Va.	L 19 35	36-35-5
11/19/1967	Williamsburg, Va.	W 16 7	37-35-5
11/23/1968	Richmond, Va.	W 31 6	38-35-5
11/22/1969	Williamsburg, Va.	W 28 17	39-35-5
11/21/1970	Richmond, Va.	L 33 34	39-36-5
11/20/1971	Williamsburg, Va.	W 21 19	40-36-5
11/18/1972	Richmond, Va.	W 20 3	41-36-5
11/17/1973	Williamsburg, Va.	W 31 0	42-36-5
11/23/1974	Richmond, Va.	L 12 54	42-37-5
11/22/1975	Williamsburg, Va.	L 21 31	42-38-5
11/20/1976	Richmond, Va.	W 21 10	43-38-5
11/19/1977	Williamsburg, Va.	L 13 29	43-39-5
11/18/1978	Richmond, Va.	W 17 3	44-39-5
11/17/1979	Williamsburg, Va.	L 10 24	44-40-5
11/22/1980	Richmond, Va.	W 26 14	45-40-5
11/21/1981	Williamsburg, Va.	L 21 35	45-41-5
11/20/1982	Richmond, Va.	L 17 28	45-42-5
11/19/1983	Williamsburg, Va.	L 15 24	45-43-5
11/17/1984	Richmond, Va.	W 33 31	46-43-5

11/16/1985	Williamsburg, Va.	L 17 28	46-44-5
11/22/1986	Richmond, Va.	L 14 21	46-45-5
11/21/1987	Williamsburg, Va.	L 7 21	46-46-5
11/19/1988	Richmond, Va.	W 24 19	47-46-5
11/18/1989	Williamsburg, Va.	L 10 22	47-47-5
11/17/1990	Richmond, Va.	L 10 31	47-48-5
11/23/1991	Williamsburg, Va.	L 7 49	47-49-5
11/21/1992	Richmond, Va.	L 19 34	47-50-5
11/20/1993	Williamsburg, Va.	L 17 31	47-51-5
11/19/1994	Richmond, Va.	L 20 21	47-52-5
11/11/1995	Williamsburg, Va.	L 7 27	47-53-5
11/16/1996	Richmond, Va.	L 13 28	47-54-5
11/15/1997	Williamsburg, Va.	L 7 10	47-55-5
11/21/1998	Richmond, Va.	W 42 17	48-55-5
11/20/1999	Richmond, Va.	L 14 31	48-56-5
11/18/2000	Williamsburg, Va.	W 21 18	49-56-5
11/17/2001	Richmond, Va.	L 20 23	49-57-5
11/23/2002	Williamsburg, Va.	W 35 13	50-57-5
11/22/2003	Richmond, Va.	L 21 59	50-58-5
11/20/2004	Williamsburg, Va.	L 14 38	50-59-5
11/19/2005	Richmond, Va.	W 41 7	51-59-5
11/18/2006	Williamsburg, Va.	W 31 14	52-59-5
11/17/2007	Richmond, Va.	W 31 20	53-59-5
11/22/2008	Williamsburg, Va.	(ot) W 23 20	54-59-5
11/21/2009	Richmond, Va.	W 13 10	55-59-5
11/20/2010	Williamsburg, Va.	L 3 41	55-60-5
11/19/2011	Richmond, Va.	L 23 25	55-61-5
11/17/2012	Williamsburg, Va.	W 21 14	56-61-5
11/23/2013	Richmond, Va.	W 31 20	57-61-5
11/22/2014	Williamsburg, Va.	W 34 20	58-61-5

Home: 36-41-4 • Away: 19-20-1 • Neutral: 3-0

Total Points: Richmond: 1844 • W&M: 1963

Wisconsin (0-1)

Date	Site	Result	Series
9/16/1978	Madison, Wisc.	L 6 7	0-1

Home: 0-0 • Away: 0-1

Total Points: Richmond: 6 • Wisconsin: 7

Wofford (1-0)

Date	Site	Result	Series
12/1/2008	Spartanburg, S.C. NCAA	W 21 10	1-0

Home: 0-0 • Away: 1-0

Total Points: Richmond: 21 • Wofford: 10

Wyoming (0-2)

Date	Site	Result	Series
9/22/1979	Laramie, Wyo.	L 7 9	0-1
9/20/1980	Laramie, Wyo.	L 14 35	0-2

Home: 0-0 • Away: 0-2

Total Points: Richmond: 21 • Wyoming: 44

Youngstown State (1-0)

Date	Site	Result	Series
11/25/2000	Richmond, Va. NCAA	W 10 3	1-0

Home: 1-0 • Away: 0-0

Total Points: Richmond: 10 • Youngstown State: 3

RECORD VERSUS ALL OPPONENTS

141 Opponents in 131 Years

Team	Gm	First	Last	W	L	T	Team	Gm	First	Last	W	L	T	Team	Gm	First	Last	W	L	T
Alabama	1	1961	1961	0	1	0	Hofstra	7	1999	2009	4	3	0	Tennessee	1	1963	1963	0	1	0
Albany	2	2013	2014	2	0	0	Hoge Academy	1	1902	1902	1	0	0	Toledo	3	1968	1983	0	3	0
Allegheny Institute	1	1893	1893	1	0	0	Holy Cross	1	1964	1964	0	1	0	Towson	9	2004	2013	5	4	0
Appalachian State	8	1974	2009	3	5	0	James Madison	32	1981	2014	17	15	0	Tulane	1	1903	1903	0	1	0
Apprentice	5	1936	1940	4	0	1	Johns Hopkins	5	1925	1929	2	3	0	Tulsa	1	1976	1976	0	1	0
Arkansas State	3	1979	2000	2	1	0	Keswick School	1	1891	1891	0	1	0	Vanderbilt	3	2001	2007	0	3	0
Army	1	1961	1961	0	1	0	Lafayette	3	1922	2005	0	3	0	Villanova	32	1955	2014	11	21	0
Auburn	1	1980	1980	0	1	0	Liberty	2	2013	2014	2	0	0	Virginia	31	1893	2014	2	28	2
Ball State	2	1974	1975	0	2	0	Louisville	1	1982	1982	0	1	0	Virginia Boat Club	2	1905	1909	1	0	1
Boston College	5	1951	1971	1	4	0	Lynchburg	8	1920	1930	8	0	0	VMI	89	1893	2013	44	40	5
Boston University	15	1962	1996	9	6	0	McCabe	2	1887	1888	0	2	0	Virginia Tech	51	1897	1986	10	37	4
Bowling Green	2	1980	1984	1	1	0	Maine	25	1984	2014	12	13	0	Wagner	1	2011	2011	1	0	0
Brown	1	1985	1985	1	0	0	Maryland	18	1907	1977	4	12	2	Wake Forest	17	1889	1987	7	9	1
Bucknell	3	2000	2007	3	0	0	Massachusetts	26	1984	2011	12	14	0	Washington & Lee	25	1890	1953	7	18	0
Buffalo	2	1964	1965	0	2	0	Miami	1	1952	1952	0	1	0	Western Illinois	1	1985	1985	1	0	0
Camp Pickett	1	1942	1942	1	0	0	Mississippi State	2	1966	1969	0	2	0	West Texas State	1	1966	1966	0	1	0
Capital City A.C.	1	1893	1893	1	0	0	Montana	2	2000	2008	1	1	0	West Virginia	25	1950	1982	3	21	1
Catawba	1	1945	1945	0	1	0	Morehead State	1	2014	2014	1	0	0	William & Mary	124	1898	2014	58	61	5
Catholic	3	1916	1921	2	1	0	Morgan State	1	2014	2014	1	0	0	Wisconsin	1	1978	1978	0	1	0
Central Florida	1	1983	1983	1	0	0	Navy	2	1926	1990	0	2	0	Wofford	1	2007	2007	1	0	0
Charleston Coast Guard	1	1943	1943	1	0	0	New Hampshire	22	1986	2014	10	12	0	Woodberry Forest	2	1900	1906	0	2	0
Chattanooga	2	1976	1978	0	2	0	Newport News A. C.	1	1898	1898	0	1	0	Wyoming	2	1979	1980	0	2	0
Cincinnati	6	1962	1981	3	3	0	Norfolk High	1	1904	1904	1	0	0	Youngstown State	1	2000	2000	1	0	0
Citadel	27	1937	1996	14	13	0	Norfolk Marines	1	1943	1943	1	0	0							
Coastal Carolina	2	2010	2014	1	1	0	Norfolk YMCA	1	1894	1894	0	0	1							
Colgate	4	1983	1997	3	1	0	North Carolina	14	1892	1978	2	12	0							
Connecticut	10	1986	1999	1	9	0	North Carolina State	20	1895	2013	1	18	1							
Cornell	5	1927	1934	1	4	0	North Texas State	2	1977	1982	0	2	0							
Curtis Bay Coast Guard	1	1943	1943	1	0	0	Northeast Louisiana	2	1972	1973	1	1	0							
Danville Military Acad.	1	1903	1903	0	0	1	Northeastern	13	1984	2007	8	5	0							
Davis & Elkins	1	1934	1934	1	0	0	Northern Iowa	1	2008	2008	1	0	0							
Davidson	29	1920	1973	19	9	1	Oceana Naval Air Base	1	1945	1945	1	0	0							
Dayton	4	1957	1966	0	4	0	Old Dominion	2	2011	2012	0	2	0							
Delaware	30	1931	2013	10	20	0	Ohio University	3	1968	1983	1	2	0							
Duke	13	1924	2011	4	9	0	Pantops Academy	1	1899	1899	1	0	0							
Duquesne	1	1937	1937	0	1	0	Parsons	1	1967	1967	0	1	0							
East Carolina	24	1956	1982	11	13	0	Pennsylvania	2	1981	1998	2	0	0							
Eastern Kentucky	2	2007	2008	2	0	0	Petersburg A.C.	2	1888	1889	0	2	0							
Elon	5	1928	2014	5	0	0	Petersburg YMCA	2	1897	1903	2	0	0							
Emory & Henry	9	1928	1936	3	6	0	Portsmouth A.C.	1	1899	1899	0	1	0							
Florida	2	1963	1970	0	2	0	Portsmouth Fleet	1	1944	1944	0	1	0							
Florida State	3	1959	1961	0	3	0	Randolph Macon	87	1881	1957	57	23	7							
Fordham	1	1995	1995	0	0	1	Rhode Island	21	1984	2014	15	6	0							
Fort Monroe	1	1904	1904	0	1	0	Richmond A.C.	1	1897	1897	0	1	0							
Franklin & Marshall	3	1935	1940	0	2	1	Richmond Air Base	2	1943	1944	2	0	0							
Fredericksburg College	3	1900	1911	2	0	1	Richmond Blues	4	1912	1916	2	1	1							
Fulton Aviators	1	1918	1918	1	0	0	Richmond Indians	1	1905	1905	1	0	0							
Furman	25	1922	2005	15	10	0	Roanoke	17	1912	1938	7	6	4							
Gallaudet	2	1908	1913	1	1	0	Rock Hill College	2	1910	1912	0	1	1							
Gardner-Webb	2	2012	2013	1	1	0	Rollins	2	1947	1948	0	1	1							
Gettysburg	1	1939	1939	1	0	0	Rutgers	7	1923	1998	0	6	1							
Georgetown	8	1894	2009	3	5	0	St. Alban's	1	1897	1897	0	1	0							
George Washington	17	1897	1962	9	8	0	St. John's	3	1905	1926	1	2	0							
Georgia	3	1975	1986	0	3	0	South Carolina	1	1982	1982	0	1	0							
Georgia State	1	2012	2012	1	0	0	Southern Mississippi	16	1962	1983	2	14	0							
Guilford	1	1945	1945	1	0	0	Stony Brook	2	2007	2013	2	0	0							
Hampden Sydney	59	1892	1954	34	16	9	Stetson	1	1951	1951	0	1	0							
Hampton	2	2005	2014	2	0	0	Syracuse	1	1963	1963	0	1	0							
Hampton A.C.	2	1895	1897	0	2	0	Temple	1	2002	2002	0	1	0							

Totals

Number of Games	1,204
Wins	522
Losses	629
Ties	53
Winning Percentage	.456

TOP 25 / HOMECOMING RESULTS

UR VS. THE TOP 25 (The Sports Network Poll - Since 1995)

Date	UR	Op	Opponent	UR	Op
09/09/95	--	19	at Massachusetts	W	21 7
09/30/95	17	21	Boston Univ.	W	21 6
10/14/95	12	8	at Delaware	L	0 15
10/28/95	19	15	at James Madison	W	34 33
11/11/95	13	25	at William & Mary	L	7 27
10/12/96	--	11	Delaware	L	7 14
10/19/96	--	13	James Madison	L	27 31
10/26/96	--	17	Villanova	L	3 20
11/02/96	--	20	at New Hampshire	L	13 14
11/16/96	--	7	William & Mary	L	13 28
10/11/97	--	6	at Delaware	L	7 24
10/18/97	--	3	Villanova	L	29 40
11/14/98	11	12	Delaware	W	45 6
11/21/98	6	13	William & Mary	W	42 17
11/28/98	5	14	Lehigh NCAA	L	23 24
10/02/99	--	14	at Delaware	L	33 41
10/16/99	--	3	at Hofstra	W	31 21
11/06/99	--	17	Massachusetts	L	6 33
11/03/99	--	14	at James Madison	L	13 31
09/16/00	--	3	Massachusetts	W	31 24
10/07/00	--	7	Delaware	L	17 24
10/28/00	--	18	at Villanova	W	28 18
11/11/00	--	17	at James Madison	W	21 2
11/25/00	--	9	Youngstown State NCAA	W	10 3
12/02/00	--	1	at Montana NCAA	L	20 34
09/29/01	13	14	Villanova	L	30 31
10/25/01	--	4	Rhode Island	W	28 0
11/03/01	--	5	Hofstra	L	21 35
11/17/01	--	25	William & Mary	L	20 23
09/07/02	--	9	Delaware	W	15 13
09/21/02	22	7	Furman	L	7 17
11/02/02	--	20	Northeastern	L	21 24
11/16/02	--	11	Maine	L	14 21
11/23/02	--	24	at William & Mary	W	35 13
09/13/03	--	9	at Delaware	L	14 44
09/20/03	--	9	at Furman	L	17 31
10/04/03	--	23	at Maine	L	10 20
11/01/03	--	7	Villanova	L	13 42
11/08/03	--	4	at Massachusetts	L	17 30
11/15/03	--	23	at Northeastern	L	0 45
09/18/04	--	9	at Massachusetts	W	24 14
10/09/04	--	12	Maine	L	25 29
10/16/04	--	24	at Villanova	L	10 49
10/23/04	--	13	James Madison	L	20 26
11/13/04	--	11	Delaware	L	14 23
11/20/04	--	6	at William & Mary	L	14 38
09/01/05	--	15	Massachusetts	L	6 19
10/15/05	--	22	Delaware	W	20 10
10/22/05	--	23	Hofstra	(2011) W	43 37
10/29/05	--	17	at James Madison	W	18 15
11/26/05	12	2	at Hampton NCAA	W	38 10
12/03/05	12	3	Furman NCAA	L	20 24
10/07/06	7	1	at New Hampshire	L	17 27
10/28/06	13	5	James Madison	L	10 27
09/29/07	25	11	New Hampshire	W	45 38
10/27/07	14	6	at James Madison	W	17 16
11/03/07	11	23	Villanova	W	35 27
11/10/07	8	6	at Delaware	(2011) W	62 56
11/24/07	6	9	Eastern Kentucky NCAA	W	31 14
12/01/07	6	11	at Wofford NCAA	W	21 10
12/08/07	6	5	at Appalachian State NCAA	L	35 55
8/30/08	4	15	at Elon	W	28 10
9/27/08	1	19	at Villanova	L	20 26
10/11/08	5	1	James Madison	L	31 38
10/18/08	9	10	at Massachusetts	W	30 15
11/22/08	7	16	at William & Mary	W	23 20
11/29/08	7	21	Eastern Kentucky NCAA	W	38 10
12/6/08	7	2	at Appalachian State NCAA	W	33 13
12/13/08	7	4	at Northern Iowa NCAA	W	21 20
12/19/08	7	5	vs Montana NCAA CHAMPIONSHIP	W	24 7
10/10/09	1	13	at James Madison	W	21 17
10/24/09	1	24	Massachusetts	W	34 12
11/7/09	1	4	Villanova	L	20 21
11/21/09	4	5	William & Mary	W	13 10
11/28/09	4	9	Elon NCAA	W	16 13
9/24/11	5	11	New Hampshire	L	43 45
10/11/11	9	9	at James Madison	L	7 31
10/8/11	14	25	at Towson	L	28 31
10/22/11	18	9	Maine	L	22 23
11/5/11	--	12	at Old Dominion	L	28 42
11/12/11	--	15	at Delaware	L	10 24
9/29/12	--	4	Old Dominion	L	37 45
10/13/12	--	12	at New Hampshire	L	40 44
10/20/12	--	2	James Madison	W	35 29
10/12/13	--	21	at James Madison	L	31 38
10/26/13	--	8	Towson	L	32 48
11/16/13	--	21	at Delaware	W	46 43
11/23/13	--	19	William & Mary	W	31 20
9/20/14	17	7	New Hampshire	L	26 29
11/11/14	13	4	Villanova	W	10 9
11/15/14	14	25	James Madison	L	20 55
11/22/14	21	22	William & Mary	W	34 20
12/6/14	18	6	Coastal Carolina NCAA	L	15 36

UR AS A TOP 25 TEAM (The Sports Network Poll - Since 1995)

Date	UR	Op	Opponent	UR	Op
09/16/95	20	--	The Citadel	W	17 13
09/30/95	17	21	Boston University	W	21 6
10/07/95	12	--	Northeastern	(2011) W	26 23
10/14/95	12	8	at Delaware	L	0 15
10/21/95	16	--	at Fordham	L	3 3
10/28/95	19	15	at James Madison	W	34 33
11/04/95	16	--	New Hampshire	W	7 3
11/11/95	13	25	at William & Mary	L	7 27
11/18/95	18	--	at Villanova	L	0 28
09/05/98	20	--	at Rutgers	L	6 7
11/07/98	20	--	at Villanova	W	28 14
11/14/98	11	12	Delaware	W	45 6
11/21/98	6	13	William & Mary	W	42 17
11/28/98	5	14	Lehigh NCAA	L	23 24
09/30/00	20	--	at Arkansas State	W	30 27
10/07/00	16	7	Delaware	L	17 24
10/14/00	19	--	at New Hampshire	W	31 10
10/21/00	19	--	Maine	W	17 6
10/28/00	16	18	at Villanova	W	28 18
11/04/00	13	--	at Rhode Island	(2011) W	13 10
11/11/00	11	17	James Madison	W	21 2
11/18/00	10	--	at William & Mary	W	21 18
11/25/00	10	9	Youngstown State NCAA	W	10 3
12/02/00	6	1	at Montana NCAA	L	20 34
09/01/01	14	--	at Virginia	L	16 17
09/22/01	13	--	at Vanderbilt	L	22 28
09/29/01	13	14	Villanova	L	30 31
10/06/01	24	--	at Maine	L	3 14
09/21/02	22	7	Furman	L	7 17
11/05/05	23	--	VMI	W	38 3
11/12/05	18	--	at Towson	W	48 21
11/19/05	17	--	William & Mary	W	41 7
11/26/05	12	2	at Hampton NCAA	W	38 10
12/03/05	12	3	Furman NCAA	L	20 24
09/02/06	15	--	at Duke	W	13 0
09/16/06	8	--	VMI	W	58 7
09/23/06	7	--	Bucknell	W	48 21
09/30/06	7	--	Northeastern	W	12 7
10/07/06	7	1	at New Hampshire	L	17 27
10/14/06	10	--	at Rhode Island	W	31 6
10/21/06	10	--	Delaware	L	24 28
10/28/06	13	5	James Madison	L	10 27
11/04/06	15	--	at Villanova	L	21 31
11/11/06	25	--	Towson	L	7 31
09/29/07	25	11	New Hampshire	W	45 38
10/06/07	14	--	at Towson	L	21 23
10/13/07	20	--	Stony Brook	W	42 0
10/20/07	18	--	Rhode Island	W	38 6
10/27/07	14	6	at James Madison	W	17 16
11/03/07	11	23	Villanova	W	35 27
11/10/07	8	6	at Delaware	(2011) W	62 56
11/17/07	7	--	William & Mary	W	31 20
11/24/07	6	9	Eastern Kentucky NCAA	W	31 14
12/01/07	6	11	at Wofford NCAA	W	21 10
12/08/07	6	5	at Appalachian State NCAA	L	35 55
8/30/08	4	15	at Elon	W	28 10
9/6/08	3	--	at Virginia	L	0 16
9/13/08	4	--	Towson	W	45 14
9/20/08	2	--	Maine	W	44 17
9/27/08	1	19	at Villanova	L	20 26
10/4/08	6	--	at VMI	W	57 16
10/11/08	5	1	James Madison	L	31 38
10/18/08	9	10	at Massachusetts	W	30 15
10/25/08	9	--	Georgetown	W	48 0
11/8/08	7	--	at Hofstra	W	34 14
11/15/08	7	--	Delaware	W	31 14
11/22/08	7	16	at William & Mary	W	23 20
11/29/08	7	21	Eastern Kentucky NCAA	W	38 10
12/6/08	7	2	at Appalachian State NCAA	W	33 13
12/13/08	7	4	at Northern Iowa NCAA	W	21 20
12/19/08	7	5	vs Montana NCAA CHAMPIONSHIP	W	24 7
9/6/09	2	--	at Duke	W	24 16
9/12/09	1	--	at Delaware	W	16 15
9/19/09	1	--	Hofstra	W	47 0
9/26/09	1	--	VMI	W	38 28
10/10/09	1	13	at James Madison	W	21 17
10/17/09	1	--	at Maine	W	38 21
10/24/09	1	24	Massachusetts	W	34 12
10/31/09	1	--	at Towson	W	42 14
11/7/09	1	4	Villanova	L	20 21
11/14/09	4	--	at Georgetown	W	49 10
11/21/09	4	5	William & Mary	W	13 10
11/28/09	4	9	Elon NCAA	W	16 13
12/5/09	4	5	Appalachian State NCAA	L	31 35
9/4/10	6	--	at Virginia	L	13 34
9/18/10	9	7	Elon	(2011) W	27 21
9/25/10	7	7	Delaware	L	13 34
10/2/10	11	--	Coastal Carolina	W	41 19
10/9/10	11	22	at New Hampshire	L	0 17
10/16/10	20	8	at Massachusetts	W	11 10
10/23/10	16	--	Towson	W	28 6
10/30/10	14	5	at Villanova	L	7 28
11/6/10	20	22	James Madison	(2011) W	13 10
11/13/10	21	--	Rhode Island	W	15 6
11/20/10	18	6	at William & Mary	L	3 41
9/3/11	16	--	at Duke	W	23 21
9/10/11	9	--	Wagner	W	21 6
9/17/11	6	--	VMI	W	34 19
9/24/11	5	11	New Hampshire	L	43 45
10/1/11	10	9	at James Madison	L	7 31
10/8/11	14	25	at Towson	L	28 31
10/22/11	18	9	Maine	L	22 23
11/3/12	22	--	Rhode Island	W	39 0
11/10/12	20	--	Delaware	W	23 17
11/17/12	20	--	at William & Mary	W	21 14
8/31/13	15	--	VMI	W	34 0
9/7/13	15	--	at N.C. State	L	21 23
9/14/13	15	--	at Gardner-Webb	L	10 12
9/21/13	23	--	Liberty	W	30 21

9/28/13	22	--	Maine	L	21 28
8/30/14	20	--	Morehead State	W	55 10
9/6/14	17	--	at Virginia	L	13 45
9/13/14	18	--	Hampton	W	42 17
9/20/14	17	7	New Hampshire	L	26 29
10/4/14	20	--	at Liberty (2ot)	W	46 39
10/11/14	22	--	at Albany	W	41 28
10/18/14	19	--	Rhode Island	W	37 0
10/25/14	16	--	at Elon	W	30 10
11/1/14	13	4	Villanova	W	10 9
11/8/14	8	--	at Maine	L	20 33
11/15/14	14	25	James Madison	L	20 55
11/22/14	21	22	at William & Mary	W	34 20
11/29/14	18	--	Morgan State NCAA	W	46 24
12/6/14	18	6	at Coastal Carolina NCAA	L	15 36

ON HOMECOMING All-Time Record: 44-34-6 (.560)

Year	Opponent	Result
1929	Hampden-Sydney	L 8 13
1930	Hampden-Sydney	L 0 0
1931	Hampden-Sydney	W 9 0
1932	Hampden-Sydney	L 0 0
1933	Virginia Tech	L 0 7
1934	VMI	W 7 0
1935	Franklin & Marshall	L 6 6

SPIDERS IN PRO FOOTBALL

Bruce Allen, P

Baltimore Colts, 1978

David Ames, RB

Denver Broncos, 1961

Adrian Archie, LBMontreal Alouettes, 2003-04
Atlanta Falcons, 2005**John Armstrong, DB**

Buffalo Bills, 1987

Shawn Barber, LBWashington Redskins, 1998-01
Philadelphia Eagles, 2002, 2006
Kansas City Chiefs, 2003-05
Houston Texans, 2007**Ian Beckstead, TE**

Ottawa Rough Riders, 1981

Joe Biscaha, WRNew York Giants, 1959
New England Patriots, 1960**Bob Bleier, QB**

New England Patriots, 1987

Chuck Boone, C

Los Angeles Chargers, 1960

Mike Bragg, PWashington Redskins, 1968-80
Baltimore Colts, 1980-81**Orlandus Branch, LB**

Dallas Cowboys, 1978

Carmen Cavalli, DEOakland Raiders, 1960
Philadelphia Eagles, 1961**Ray Chase, DE**Dallas Cowboys, 1979
Washington Redskins, 1980**Erik Christensen, E**

Washington Redskins, 1956

Don "Red" Christman, C

Boston Patriots

Glenn Cook, DB

Ottawa Rough Riders, 1980-81

Bob Coolbaugh, WR

Oakland Raiders, 1961

Buddy Davis

Detroit Lions, 1959

Danny Desriveaux, WR

Montreal Alouettes, 2007-11

Claude Diggs, FB

Green Bay Packers, 2003

Bob Dunnington, RB

New York Titans (Jets)

Ray Easterling, DB

Atlanta Falcons, 1972-79

Ed Elliott, RB

San Francisco 49ers

Pete Emelianchick, WR

Philadelphia Eagles, 1967

Reggie Evans, RB

Washington Redskins, 1982-84

Ken Farrar, OL

Baltimore Ravens, 2002

Wayne Fowler, C

Buffalo Bills, 1970

Al Fronczek, T

Brooklyn Dodgers

Frank Gagliano, QB

Hamilton Tiger Cats, 1960

Kendall Gaskins, RBBuffalo Bills, 2013
Tennessee Titans, 2013
New York Giants, 2014
San Francisco 49ers, 2014-present**Walker Gillette, WR**San Diego Chargers, 1970-71
St. Louis Cardinals, 1972-74
New York Giants, 1974-77**Maurice Glenn, DB**

Miami Dolphins, 1995

Bruce Gossett, KLos Angeles Rams, 1964-69
San Francisco 49ers, 1970-74**Lyle Graham, C**

Philadelphia Eagles, 1941

Marvin Hargrove, WRPhiladelphia Eagles, 1990
Raleigh-Durham Skyhawks (WL), 1991
London Monarchs (WL), 1992**Tim Hightower**Arizona Cardinals, 2007-10
Washington Redskins, 2011-12**John Hilton, TE**Pittsburgh Steelers, 1965-69
Minnesota Vikings, 1970
Green Bay Packers, 1970
Detroit Lions, 1972-73
Orlando Blazers (WL), 1974
Chicago Bears (Coach), 1975-77
Washington Redskins (Coach), 1978-80**Dick Humbert, WR**

Philadelphia Eagles, 1941; 1945-50

Dick Irvin, G

Montreal Alouettes, 1970

Art Jones, RB

Pittsburgh Steelers, 1941; 1945

Dwaune Jones, WRCleveland Browns, 2000
Seattle Seahawks, 2001
Berlin Thunder, 2001
Houston Texans, 2002-04**Brian Jordan, DB**Buffalo Bills, 1989
Atlanta Falcons, 1989-91**Matt Joyce, DL-OL**Dallas Cowboys, 1994
Seattle Seahawks, 1995-96
Arizona Cardinals, 1996-2000
Detroit Lions, 2001-04**Pat Kelly, LB**

Baltimore Colts, 1974

Joe Kessel, G

Hamilton Tiger Cats, 1963

Eric King, OLKansas City Chiefs, 1999-2000
Seattle Seahawks, 2000
Scotland Claymores, 2001**Harry Knight, QB**Oakland Raiders
Winnipeg Blue Bombers, 1975-81**Kirk Kressler, TE**

Pittsburgh Steelers, 1965

Taylor Lackey, DB

San Francisco 49ers, 1986

Pat Lamberti, LBDenver Broncos, 1961
New York Jets, 1961**Fritz Laurinaitis, G**

Brooklyn Dodgers

Paris Lenon, LBCarolina Panthers, 2000
Green Bay Packers, 2001-05
Detroit Lions, 2006-08
New England Patriots, 2008-09
Arizona Cardinals, 2010-12
Denver Broncos, 2013**Jim Livesay, WR**

St. Louis Cardinals, 1971

Mike Mahoney, WR

New York Giants, 1975

Fred Mancuso, G

New York Jets, 1963

Erwin Matthews, RBNew York Jets, 1989
Toronto Argonauts, 1991**Justin McElfish, OL**

Washington Redskins, 2003

Doug McGee, OG

Ottawa Rough Riders, 1977-81

Jim McGinnis

Washington Redskins

Marc Megna, LBNew York Jets, 1999
New England Patriots, 1999-2000
Cincinnati Bengals, 2000
Barcelona Dragons, 2000
Berlin Thunder, 2001
Montreal Alouettes, 2002-04**Leland Melvin, WR**Detroit Lions, 1986
Toronto Argonauts, 1987
Dallas Cowboys, 1987**Al Milling, OG**

Philadelphia Eagles, 1942

Buzz Montsinger, DE

Dallas Cowboys, 1970

Muneer Moore, WR

Denver Broncos, 2000-01

Jeff Nixon, DB

Buffalo Bills, 1979-84

Buster O'Brien, QB

San Francisco 49ers, 1969

Winston October, CBMontreal Alouettes, 1999-2000
Washington Redskins, 2001
Edmonton Eskimos, 2002-04**Ace Owens, DT**

Winnipeg Blue Bombers, 1976-77

Frank Pajaczkowski, RB

San Francisco 49ers

John Palazeti, RB

Ottawa Rough Riders, 1976-81

Martin Parker, DT

New York Giants, 2011-12

Lee Pearson, E

New York Jets

Mark Philp, P

Ottawa Rough Riders, 1980-81

George Rapp, E

New York Jets

Barry Redden, RBLos Angeles Rams, 1982-86
San Diego Chargers, 1987-88
Cleveland Browns, 1989-90**Charlie Richards, QB**

Los Angeles Rams, 1971

SPIDERS IN PRO FOOTBALL


Justin Rogers, CB

Buffalo Bills, 2010-13
Houston Texans, 2013
Kansas City Chiefs, 2013
Washington Redskins, 2014-present

Michael Rogers, OL

New England Patriots, 2005

Mark Seale, DT

Ottawa Rough Riders, 1982-88

Arman Shields, WR

Oakland Raiders, 2007-08

Lawrence Sidbury, DE

Atlanta Falcons, 2008-12
Indianapolis Colts, 2013
Tampa Bay Buccaneers, 2014-present

Barty Smith, RB

Green Bay Packers, 1974-80

James Smith, DB

Houston Oilers, 1991
Baltimore Stallions, 1994

Ron Smith, QB

Los Angeles Rams, 1965
Pittsburgh Steelers, 1966

Matt Snider, FB

Green Bay Packers, 1999-2000
Houston Texans, 2001-02

Rick Sowieta, LB

Toronto Argonauts 1977-78
Ottawa Roughriders, 1979

Bryson Spinner, QB

Jacksonville Jaguars, 2004
Washington Redskins, 2005

Earl Stoudt, RB

Hamilton Tiger Cats, 1962

Rahmaan Streater, DL

Washington Redskins, 1998-99
Jacksonville Jaguars, 1999-2000
Seattle Seahawks, 2000

Cooper Taylor, DB

New York Giants, 2013-present

Don Thompson, T

Baltimore Colts, 1962-63
Philadelphia Eagles, 1964

Mark Thompson, LB

Montreal Alouettes, 2003-04

Brendan Toibin, PK

Washington Redskins, 1987

Ryan Tolhurst

Carolina Panthers, 2002-03
Montreal Alouettes, 2004

Wayne Tosh, S

Ottawa Rough Riders, 1972-74

Reuben Turner, DB

Ottawa Roughriders, 1981

Stacy Tutt, HB

New York Jets, 2006-07

Josh Vaughan, RB

Tampa Bay Buccaneers, 2008-09
Carolina Panthers, 2010-11
Atlanta Falcons, 2012-13

Bill Ventura, K

Baltimore Colts, 1963-64

Louis Wacker, B

Detroit Lions

Eric Ward, QB

Edmonton Eskimos, 2011

Rafe Wilkinson, LB

Denver Broncos, 1988
Raleigh Skyhawks (WLAFL), 1991

Seth Williams, CB

New York Giants, 2010-11

Kerry Wynn, DL

New York Giants, 2014-present

Sam Yaffa, RB

Chicago Bears, 1991

Larry Zunich, HB

St. Louis Cardinals, 1967-68

SPIDERS IN THE NFL DRAFT


No.	Year	Name	Pos.	Round	Pick	Team
1.	1941	Art Jones	B	1st	11	Philadelphia Eagles
2.	1944	Courtney Lawlor	B	24th	252	Boston Yanks
3.	1947	Ulysses S. Savage	E	12th	99	Washington Redskins
4.	1947	Tom Nichols	B	18th	159	Washington Redskins
5.	1950	Wes Curtier	T	29th	378	Philadelphia Eagles
6.	1954	Ed Elliott	B	15th	178	Los Angeles Rams
7.	1955	Erik Christensen	E	7th	76	Washington Redskins
8.	1956	Frank Pajaczkowski	B	4th	40	San Francisco 49ers
9.	1956	Lou Wacker	B	11th	122	Detroit Lions
10.	1958	Dick Eaton	C	17th	197	Chicago Bears
11.	1958	Fred Wilt	T	17th	198	Washington Redskins
12.	1959	Pat Lamberti	E	13th	146	Chicago Cardinals
13.	1959	Buddy Davis	B	21st	245	Detroit Lions
14.	1959	Joe Biscaya	E	27th	323	New York Giants
15.	1960	David Ames	B	16th	186	Pittsburgh Steelers
16.	1961	Bob Coolbaugh	E	12th	157	Washington Redskins
17.	1962	Mel Rideout	QB	18th	247	Baltimore Colts
18.	1963	Bill Ventura	T	5th	61	Baltimore Colts
19.	1964	John Hilton	TE	6th	76	Detroit Lions
20.	1964	Ron Smith	QB	10th	131	Los Angeles Rams
21.	1968	Mike Bragg	P	5th	117	Washington Redskins
22.	1969	Buster O'Brien	QB	17th	425	Denver Broncos
23.	1970	Walker Gillette	WR	1st	15	San Diego Chargers
24.	1970	Wayne Fowler	T	7th	161	Buffalo Bills
25.	1971	Jim Livesay	WR	3rd	61	St. Louis Cardinals
26.	1971	Charlie Richards	QB	11th	280	Los Angeles Rams
27.	1972	Ray Easterling	DB	9th	223	Atlanta Falcons
28.	1974	Barty Smith	RB	1st	12	Green Bay Packers
29.	1974	Pat Kelly	LB	15th	369	Baltimore Colts
30.	1975	Mike Mahoney	WR	9th	210	New York Giants
31.	1975	Harry Knight	QB	9th	232	Oakland Raiders
32.	1978	Bruce Allen	P	12th	329	Baltimore Colts
33.	1979	Jeff Nixon	DB	4th	87	Buffalo Bills
34.	1982	Barry Redden	RB	1st	14	Los Angeles Rams
35.	1982	Mark Seale	DT	12th	323	New York Giants
36.	1986	John Armstrong	WR	11th	286	Minnesota Vikings
37.	1986	Leland Melvin	WR	11th	290	Detroit Lions
38.	1987	Rafe Wilkinson	LB	10th	278	Denver Broncos
39.	1989	Brian Jordan	DB	7th	173	Buffalo Bills
40.	1991	James Smith	DB	11th	294	Houston Oilers
41.	1998	Shawn Barber	LB	4th	113	Washington Redskins
42.	1999	Marc Megna	LB	6th	183	New York Jets
43.	1999	Eric King	OG	7th	220	Kansas City Chiefs
44.	2000	Muneer Moore	WR	5th	154	Denver Broncos
45.	2008	Arman Shields	WR	4th	125	Oakland Raiders
46.	2008	Tim Hightower	RB	5th	149	Arizona Cardinals
47.	2009	Lawrence Sidbury	DE	4th	125	Atlanta Falcons
48.	2010	Justin Rogers	CB	7th	206	Buffalo Bills
49.	2013	Cooper Taylor	DB	5th	152	New York Giants

COACHING RECORDS

Cumulative Coaching Records

Name	Seasons	Yrs	Gms	W	L	T	Pct.
M.C. Taylor	1881	1	2	2	0	0	1.000
C.M. Hazen	1882-88	4	8	4	4	0	.500
H.R. Hundley	1887	1	2	1	1	0	.500
Frank Johnson	1889	1	3	1	2	0	.333
C.T. Taylor	1890	1	3	0	3	0	.000
Dana Rucker	1891, 1893-95	4	19	3	13	3	.188
Penwick Shelton	1892	1	5	2	3	0	.400
Bill Wertenbaker	1897	1	8	3	5	0	.375
O.L. Owen	1898	1	7	3	3	1	.500
Julian Hill	1899	1	4	2	2	0	.500
Edward Kenna	1900	1	7	3	4	0	.429
Garnett Nelson	1901	1	6	1	5	0	.167
Graham Hobson	1902	1	6	3	3	0	.500
Fred Vail	1903	1	10	6	3	1	.600
Harry Wall	1904	1	6	1	5	0	.167
E.A. Dunlop, Jr.	1905-09, 1912	6	55	18	32	5	.373
E.V. Long	1910	1	8	1	6	1	.143
Sam Honaker	1911	1	8	0	6	2	.000
Frank Dobson	1913-17, 1919-33	20	175	79	78	18	.503
Robert Marshall	1918	1	5	3	1	1	.750
Glenn Thistlethwaite	1934-41	8	76	41	26	9	.586
John Fenlon	1942, 1946-47	3	30	12	15	3	.444
Malcolm Pitt	1943-44	2	15	8	7	0	.533
George Hope	1945	1	8	2	6	0	.250
Karl Esleeck	1948-50	3	30	10	18	2	.357
Edwin Merrick	1951-65	15	146	53	87	6	.379
Frank Jones	1966-73	8	82	44	38	0	.537
Jim Tait	1974-79	6	65	21	44	0	.323
Dal Shealy	1980-88	9	100	43	57	0	.430
Jim Marshall	1989-94	6	66	19	47	0	.288
Jim Reid	1995-2003	9	102	48	53	1	.475
Dave Clawson	2004-2007	4	49	29	20	0	.592
Mike London	2008-2009	2	29	24	5	0	.828
Latrell Scott	2010	1	11	6	5	0	.545
Wayne Lineburg (Interim)	2011	1	11	3	8	0	.273
Danny Rocco	2012-present	3	37	23	14	0	.622
1881-2012		131*	1,204	522	629	53	.456

*130 seasons of football have been played since 1881 (no games were played in 1883, 1883, and 1896)



Legendary UR coach **Frank Jones**, who passed away in July 2009 at the age of 90, led the Spiders to a win in the 1968 Tangerine Bowl.

Best Single-Season Coaching Record

Year	Coach	W	L	T	Pct.
1. 1934	Glenn Thistlethwaite	8	1	0	.889
2. 1943	Malcolm Pitt	6	1	0	.857
3. 2009	Mike London	11	2	0	.846
4. 2008	Mike London	13	3	0	.813
5. 1939	Glenn Thistlethwaite	7	1	2	.800
1973	Frank Jones	8	2	0	.800
7. 2007	Dave Clawson	11	3	0	.786
8. 2000	Jim Reid	10	3	0	.769
9. 1998	Jim Reid	9	3	0	.750
10. 1920	Frank Dobson	6	2	0	.750
11. 2012	Danny Rocco	8	3	0	.727
1968	Frank Jones	8	3	0	.727

Best One-Season Improvements

Improvement	Coach	Previous Year	Next Year	Season Note
+6 wins	Dave Clawson	3-8 2004	9-4 2005	NCAA Quarterfinals
+5 win	Danny Rocco	3-8 2011	8-3 2012	CAA Champions
	Dave Clawson	6-5 2006	11-3 2007	NCAA Semifinals
	Jim Reid	5-6 1999	10-3 2000	NCAA Quarterfinals
	Jim Marshall	2-9 1991	7-4 1992	Yankee Conf. Coach of the Year
	Dal Shealy	3-8 1983	8-4 1984	NCAA Quarterfinals



Dal Shealy helped engineer a five-game turnaround during the 1984 season.



Ed Merrick coached 15 Spiders that were drafted in the NFL.

ALL-TIME ROSTER

A	Belcher, Joseph..... 1928-1930	Brown, J. Luther..... 1881-1885	Collins, Gordon..... 2014	Dexter, Richard..... 1989-1990
Aaron, John..... 1985-1987	Bell, Calvin..... 1982-1984	Brown, Jeff..... 1980-1982	Collins, Logan..... 2005-2006	Diaz, Gerry..... 1987-1988
Abell, Porter..... 2013-14	Bell, Mark..... 1985-1988	Brown, John R..... 1949-1951	Collins, Vincent..... 1939-1941	Dickerson, J. Ben..... 1929
Abramowitz, Adam..... 2006-2008	Belli, Rob..... 1995-1996	Brown, Levi..... 2005-2006	Collins, Wayne..... 1966	Dickinson, Albert..... 1882-1885
Adams, Britt..... 1988	Bellis, Charles..... 1941-1942	Brown, L.H..... 1911	Cones, James..... 1974-1975	Dickinson, Enders..... 1932-1939
Adams, Dick..... 1975-1978	Belissimo, Mike..... 1981-1984	Brown, Pat..... 1985-1988	Coniker, Brendan..... 2013-14	Dickinson, S.W..... 1901
Adams, Steve..... 1977	Bellovasy, Edward..... 1947	Brown, Ricky..... 1973-1976	Conklin, Christian..... 2010-14	Diedrich, John..... 1932-1934
Adams, Vidal..... 1990	Bensley, Glenn..... 1984	Brown, Sterling..... 1990-1993	Conrad, Bob..... 1970-1971	Diedrich, Robert..... 1933
Agnis, Brian..... 2006-2009	Bente, William..... 1928	Browne, Jay..... 1979-1982	Conrad, Steward..... 1933	Diggs, Claude..... 1998-2002
Ahnell, Ned..... 1985	Bentley, W..... 1924	Browning, Reynold W..... 1953-1954	Conti, Tony..... 1998-2002	Diggs, Reggie..... 2012-14
Albright, Bob..... 1964	Benton, F.M..... 1910-1911	Bryer, Ben..... 2007-2011	Conway, Lance..... 1993-1995	Dillard, Greg..... 1989-1990
Aldridge, Norris..... 1962-1963	Berger, Clarence..... 1912	Buffman, Robert J..... 1957-1960	Cooch, Chris..... 1975	Dillon, Charles..... 1924
Alkebu-Lan, Warith..... 1998-2002	Berkowitz, Jeff..... 1987	Buhler, Chip..... 1988-1990	Cooley, Casey..... 2006-2009	Dillon, Jesse..... 1925-1927
Allanson, Dick..... 1966-1967	Bermont, Donald..... 1946-1947	Bundick, George..... 1881	Cook, Glenn..... 1977-1978	Di Servio, Anthony..... 1945
Allen, Bob..... 1972-1975	Berry, Robert West, Jr..... 1951-1954	Burge, William..... 1937-1939	Cook, Steve..... 1993	Dobrucky, T.J..... 2012-13
Allen, Bruce..... 1975-1977	Bethel, Ralph..... 1920-1923	Burgess, John..... 1980-1982	Coolbaugh, Robert L..... 1958-1960	Dobson, John..... 1932-1934
Allen, James..... 1944	Bevels, Jarmal..... 2014	Burgess, Scooter..... 1971	Cooney, David..... 1994-1996	Dobyns, Casey..... 2010-2011
Allen, Noel..... 1891-1893	Biemer, Drew..... 2000	Burkhead, Mike..... 1985	Copenhagen, Robert..... 1918	Dodd, Steve..... 1975
Alper, Daniel..... 2007-08	Billingsley, Thomas..... 1946-1947	Burnett, Charles..... 1893	Copley, Mike..... 1974-1976	Dohman, Henry..... 1928-1930
Altis, Jim..... 1968-1969	Binford, Jesse..... 1894-1895	Burnett, Ellis..... 1883-1884	Coppola, Jim..... 1976-1978	Doley, John..... 1931-1933
Altman, Judd..... 2002-2006	Bingham, William..... 1941	Burnett, Henry..... 1892-1893	Corey, Harry..... 1887-1890	Dooley, Keith..... 1971
Altman, Rory..... 1990	Bischoff, Steve..... 1972	Burnette, Brian..... 2001-2005	Corey, Rick..... 1982-1983	Doolittle, Mike..... 1970
Ames, David R..... 1955-1957	Bischoff, William..... 2005-2009	Burnell, Josh..... 1999-2003	Cornwell, Matthew..... 1991-1994	Dorsey, Clark..... 1916-1917
Amrhein, Ed..... 1972-1973	Biscaha, Joseph D..... 1956-1958	Burnley, Harden..... 1890	Corp, Aaron..... 2010-2011	Doughtrey, W. Bonnie..... 1893-1897
Amrhein, Jim..... 1970-1973	Bises, Joe..... 1968-1969	Burns, James J..... 1952	Cosby, Anderson..... 1914-1915	Douglas, Joe..... 1994-1998
Amrhein, Joseph..... 1939-1941	Bixions, Mike..... 1967-1968	Burroughs, Mark..... 2004	Cosgrove, Bryan..... 2010	Drake, Caleb..... 2014
Ancarrow, Edward..... 1910-1912	Blackstock, Chad..... 1997-2001	Burton, Scott..... 1991-1994	Costello, Tom..... 1972-1973	Drew, Bryan..... 1982-1984
Ancarrow, Newton..... 1913-1914	Blanchard, Art..... 1993-1996	Bush, T. Greene..... 1888	Courter, Rob..... 1988-1990	Drobney, Bob..... 1961-1962
Anderson, Chris..... 1995-1999	Blankingship, Alexando..... 1919	Butcher, Edward..... 1938-1939	Cox, Christopher..... 1915	Dryden, James..... 1944
Anderson, Don..... 1948	Bleier, Bob..... 1985-1986	Butkovich, Brad..... 1991-1994	Cox, William..... 1881	Dubois, Napoleon..... 1982-1984
Anderson, Emory..... 1927-1928	Blomquist, Dennis..... 1976-1977	Butler, Tony..... 1985-1988	Craft, Mike..... 1983-1984	Duch, Bobby..... 1970
Anderson, Jordan..... 2004-2007	Bloxom, Winfrey..... 1931		Craig, Carol..... 1975	Duke, Frank..... 1890-1894
Anderson, Kevin..... 1993-1994	Bloxton, Benjamin..... 1897-1898	C	Craig, Jon..... 1993-1995	Duke, Fred..... 1898
Anderton, Oscar..... 1902-1903	Bloxton, Percy..... 1894-1895	Call, John..... 1975-1976	Craig, Winston..... 2013-14	Duke, William..... 1891-1894
Anderson, Sam..... 1964-1965	Blue, Walter..... 1997-2001	Cameron, Ryan..... 2002-2006	Craigie, Cormac..... 2011	Dumas, Alphonse..... 1987
Andress, Justin..... 1991	Blueford, Mylon..... 2011-2014	Cammach, John..... 1898-1900	Crawford, Ricky..... 1975-1976	Dunnington, Robert E..... 1957-1958
Andrews, Bob..... 1964-1965	Blume, George..... 1911-1912	Campbell, Johnny..... 2002-2006	Crawford, Robert..... 1940-1941	Durrell III, Edward C..... 1967-1971
Andrews, Mark..... 1927	Bode, Harry..... 1945-1948	Canada, Kevin..... 1979-1980	Crenshaw, Jim..... 1967-1969	Durham, Nate..... 1995-1996
Andrews, Tripp..... 1990-1992	Boggess, Wheeler..... 1890	Carapio, L.J..... 2006	Crittenden, Christopher..... 1892	Durham, Terry..... 1909
Androconis, Leo J..... 1952-1954	Boggs, John F..... 1958-1960	Carayiannis, Jamie..... 1976-1978	Criswell, Don..... 1967-1969	Durham, Walter..... 1914-1915
Andrus, Mike..... 1974-1976	Bogle, Andrew..... 1997-2001	Carey, Dickie..... 1975-1976	Crocker, T.J..... 1991-1993	Dussault, Mike..... 1967-1969
Antonucci, Leo E..... 1949-1951	Bolen, Walter..... 1946-1948	Carlton, Graham..... 1921-1922	Crocker, Travis..... 1987-1988	Dustin, Chip..... 1985-1988
Archie, Adrian..... 1998-2002	Bolger, John..... 1971	Carmichael, Darrian..... 2009-2012	Crockett, Albert..... 1904	Duty, Larry..... 1962
Arcudi, Joseph F..... 1958	Bonato, Lou..... 1974-1977	Carney, David..... 1995	Crone, John..... 2004-2008	Duval, Robert, Jr..... 1910-1912
Arey, Donald E..... 1951-1954	Bonsler, Brandon..... 1988-1991	Carney, Tom..... 1982-1984	Groom, Russ..... 1969-1971	Drew, Bryan..... 1981
Arhein, Jim..... 1972-1973	Booker, Russell..... 1920-1923	Carovetta, Frederick D..... 1957-1958	Grossman, George..... 1973-1974	Dubois, Napoleon..... 1981
Arial, Jay..... 1993	Booker, Toby..... 1996-1999	Carroll, Pat..... 2004, 2006-2007	Crum, Terry..... 1965-1967	Dziedziak, Donald D..... 1955-1956
Armstrong, John..... 1984	Boone, Charles..... 1956-1960	Carson, Charles..... 1931	Cunningham, Don..... 1995-1997	
Arvai, Jay..... 1978	Boothes, Rod..... 1990-1993	Carson, John..... 1911	Curley, Philip J..... 1952-1955	E
Ashe, Jonathan..... 2006-2009	Borum, William..... 1886	Carswell, Robert..... 1935	Curtis, Wesley..... 1946-1949	Ealey, Johnnie..... 1985-1987
Athey, Thomas..... 1890	Borum, George..... 1984	Carter, Ashby..... 1910-1913	Curtis, Chaz..... 2001-2005	Easterling, Ray..... 1969-1971
Atkins, Presley..... 1907-1908	Bosher, Edwin..... 1895	Carter, Harry..... 1915-1916, 1919-1920	Cutler, Robert..... 1884-1887	Eaton, Richard John..... 1955-1957
Attaway, Don..... 1965	Bosher, Percy..... 1891-1893	Carter, Terry..... 1973-1975	Czirjak, William A..... 1952-1953	Ebrecht, James..... 1997-1999
Atwell, Paul A..... 1949-1950	Bostick, Benjamin..... 1884-1885	Cash, Richard..... 1938		Edmiston, Jeff..... 1991-1994
Aucker, Mark..... 1985-1988	Bostic, Pfifer..... 1899	Catlett, Steve..... 1979-1981		Edwards, Ben..... 2010-2013
	Boston, Dante..... 2007-2009	Cavalli, Carmen A..... 1956-1958	D	Edwards, Christian..... 2008-2009
	Boston, George..... 2010-13	Cavanagh, Jason..... 1990-1993	Dabney, Anthony..... 2002-2006	Edwards, Chuck..... 1978
B	Bouilloux, Alex..... 2008-2009	Cavelee, Robert..... 1919	Daly, Brian..... 1991-1993	Edwards, David..... 1999-2003
Bagby, John..... 1898	Bounds, James..... 1997-1998	Cazelet, Ryan..... 2003	Daniel, Bill..... 1974	Edwards, Weldon..... 1971-1973
Bagby, John H..... 1891	Bowen, Courtney..... 1940-1941	Ce, John..... 1983-1984	Daniel, Mike..... 1970	Edwards, Gary..... 1976
Bagby, John R., Jr..... 1887-1988	Bowen, Ron..... 1970	Celedonia, Gary..... 1979-1982	Dantzier, Kenny..... 1999-2003	Ehlers, Doug..... 1982-1984
Bagby, L.R..... 1881	Bowens, Rodney..... 1992-1995	Cerik, Mike..... 1985-1988	D'Arrigo, Arthur Guy..... 1957-1960	Elam, Rodney..... 1973-1975
Bagby, Richard..... 2003	Bowman, Phil..... 1968-1969	Challenger, Brooks..... 1989-1991	Darden, Fred..... 1883	Elliott, Edward L., III..... 1951-1954
Bailey, Ken..... 1976	Boyd, Jack..... 1994	Chamberlin, Luther..... 1906	Darden, Elton..... 1883	Elliott, Rowland..... 1943
Baker, Cecil..... 1886-1888	Boyer, Chase..... 2009-2012	Chambers, Merritt..... 1908	Darney, Eddie..... 2002-2005	Ellyson, Douglas..... 1898-1900
Baker, Frank, Jr..... 1939-1941	Boyer, Chuck..... 1985-1988	Chaltain, Victor..... 1931-1933	Darralh, Merle..... 1947	Ellyson, Henry, Jr..... 1894-1895
Balam, Jim..... 1991	Boyer, Steve..... 1998-2002	Chapman, David..... 1967-1971	Daugherty..... 1960	Elmore, J. Laurens..... 1904-1906
Baldwin, Jack..... 1970-1971	Boyle, Bill..... 1982	Charles, Tony..... 2001	Davenport, Tom..... 1937	Elrod, Joe..... 1993-1996
Ball, Carter..... 2004-2005	Boyle, Jeff..... 1980-1981	Charmock, Roger..... 1933	David, Jeff..... 1985-1988	Emelianchik, Pete..... 1963-1964
Ball, Dave..... 1976	Bradshaw, Joel..... 1904	Chase, Joseph J..... 1952	Davidson, Ben..... 2002-2005	England, Tommy..... 1967
Ballard, Wilmer..... 1928	Bragg, Edward..... 1938-1939	Chase, Ray..... 1975-1977	Davis, Al..... 1979-1982	Engledove, Dustin..... 2009
Ballowe, Greg..... 1991-1993	Bragg, Mike..... 1965-1967	Chenault, Rodney..... 1988-1990	Davis, Ben..... 1960	Enweze, Lawrence..... 2007-2009
Banks, Omar..... 1993-1995	Bragg, Stanford..... 1901	Cheshire, Bill..... 1976-1977	Davis, Charles..... 1895	Erickson, Robert..... 1940-1942
Barber, Shawn..... 1994-1997	Branch, Garland..... 1974-1975	Childress, Cabell..... 1994	Davis, Doug..... 1965	Erickson, Tor..... 1993-1995
Barrelli, John..... 1968-1970	Branch, Orlando..... 1974-1977	Childress, Dick..... 1975-1976	Davis, Matt..... 1995-1999	Essex, Homer..... 1931-1933
Barham, Chuck..... 1978-1979	Brandt, Ryan..... 2002-2006	Childrey, Joseph..... 1891	Davis, Mike..... 1989-1992	Eubank, Clay..... 1972-1974
Barkley, Matt..... 1998-2002	Braun, Larry..... 1977-1980	Church, James..... 1983-1986	Davis, R.J..... 1993	Eubanks, Dutch..... 1895
Barkocy, Eugene J..... 1956-1957	Brayton, Ted..... 1987-1990	Christensen, Eric R., Jr..... 1951-1955	Davis, Vinny..... 1967-1971	Evans, Bobi R..... 1953-1954
Barnes, Eddie..... 1967-1969	Brent, Vann..... 1961	Christman, Don..... 1959-1960	Davis, Buddy..... 1955-1958	Evans, Reggie..... 1978-1980
Barnes, Rodney..... 2011-2012	Bricker, Carl D..... 1951-1954	Ciampoli, Anthony..... 1997-2000	Davis, W. Hersey..... 1908-1909	Evans, Thomas..... 2012-14
Barnett, R.J..... 2010-2011	Brier, James Roy..... 1951-1954	Clark, Keith..... 1970-1972	Davis, W. Wythe..... 1881-1886	Everett, Don..... 1966
Barnette, Reggie..... 2010-14	Briggs, Joseph..... 1935	Clement, Charles..... 1889-1892	Day, Madison..... 2014	Ey, Jeff..... 1986-1988
Barnette, Stephen..... 2010-14	Brimm, Graham..... 1947-1948	Clyde, Andrew..... 2014	Dean, Dusty..... 2005-2008	
Barnhard, Roger..... 1977	Brinkley, Myron..... 1995	Cobbs, Andre..... 2001-2003	Deane, Ernest C. Jr..... 1955-1957	F
Barton, Todd..... 1991-1992	Brinkman, Bart..... 1982-1984	Coburn, John..... 1912-1915	Decker, Jared..... 2005-2009	Fahnestock, Howard..... 1985-1987
Basham, Bobby..... 1998-1999	Britton, Brian..... 1969-1970	Coco, Michael..... 1946	Decker, John..... 1909-1911	Fahy, Chris..... 1996-1997
Bass, Marvin..... 1943	Britton, Pete..... 1963	Coker, Clifton..... 2000-2004	Deco, Larry..... 1961-1962	Fairley, Nate..... 2002-2004
Battle, Nicholas..... 2005-2009	Broadus, Charlie..... 2013	Coker, Jared..... 2014	Deegan, John..... 1962-1963	Falls, Victor V..... 1950
Bauder, William H., Jr..... 1951, 1953-54	Broadus, John..... 1899-1901	Cole, D.B..... 1911-1912	Deeter, John..... 1962-1963	Faris, Wilson..... 1937-1939
Bayer, David..... 1981-1984	Broadus, David..... 2012-14	Coles, Malcolm..... 1887	Delgado, Dave..... 1966-1968	Farris, Adam..... 2011-14
Beach, Brian..... 2002	Brocato, Joe..... 1971-1972	Coles, Tom..... 1986-1988	DeMoss, Bryan..... 2003-2007	Farmer, Matt..... 1993-1994
Beadles, Walter..... 1918	Brooks, Ernest..... 1935	Coleman, Jasmonn..... 1994-1997	DeMotte, Joseph..... 1923-1926	Farmer, William C..... 1949
Beagle, Mike..... 1978-1979	Brooks, Mike..... 1995	Coleman, John..... 1985-1988	DeNoia, Mike..... 1966-1968	Farrar, Ken..... 1997-2001
Beatty, Eric..... 1996-2000	Brotzman, Lloyd..... 1954	Coleman, William..... 1907	Denmead, Edward P..... 1957	Farris, William E..... 1949-1950
Beazley, James..... 1909	Brown, Andrew..... 2010-2012	Coleman, York..... 1904	Denton, Howard..... 1935	Fazio, Bill..... 1968-1970
Beck, James Harvey..... 1955-1956	Brown, Brian..... 2013-14	Collier, Chris..... 1998-2002	Desriveaux, Danny..... 2005-2006	Feeley, Mike..... 1973
Beckstead, Ian..... 1977-1979	Brown, CW..... 1993	Collier, C.L..... 1966-1967	DeVito, Rich..... 1966-1967	Fenlon, Patrick..... 1942-1946
Beers, Ryan..... 2002-2006	Brown, FW..... 1948	Colligans, Mike..... 1984	DeWald, John..... 2003-2006	Fenlon, Robert..... 1941

ALL-TIME ROSTER

Fick, Dorsej..... 1924
 Field, James..... 1881-1882
 Field, Maxie..... 1881-1883
 Fields, Chris..... 2000-2004
 Finney, Kevin..... 2009-2012
 Finnigan, Brian..... 2001-2002
 Fisher, George..... 1966
 Fisher, Richard..... 1942
 Fisher, Seth..... 2011-14
 Fitz, Dan..... 1983-1984
 Fitzgerald, Franklin..... 1995-1999
 Fitzgerald, Lemual..... 1939-1941
 Fitzhugh, William..... 1939-1940
 Fitzpatrick, Sean..... 2013-14
 Fleming, Herman..... 1898-1899
 Flood, Milton L..... 1952
 Flora, Joe..... 1972
 Flynn, John..... 1983-1985
 Folk, Carey..... 1886
 Forbes, Jeff..... 1988-1990
 Ford, Robert..... 1946-1948
 Fore, Joseph..... 2002-2005
 Forte, Justin..... 2005-2009
 Fortunato, Joseph..... 1940-1942
 Foster, Zachary..... 2007-10
 Foutz, Dick..... 1962
 Fowler, Brad..... 1995
 Fowler, Newton O., Jr..... 1950-1951
 Fowler, Wayne..... 1968-1969
 Fox, Clarence E., Jr..... 1958
 Frazer, Goodwin..... 1899-1901
 Frazer, John..... 1897-1898
 Frazer, S.D..... 1899
 Francisco, Clyde..... 1936-1938
 Franklin, James..... 1892-1893
 Fray, John..... 1921-1923
 Freeman, David..... 2001-2005
 Freeman, Eric..... 1989-1991
 Freeman, Jack..... 1943
 Frick, Virt..... 1976-79
 Frohbose, Fred..... 1939-1940
 Fronczek, Andrew..... 1938-1940
 Frostick, Douglas S..... 1953-1956
 Fugate, Watkins..... 1929-1931
 Fuller, David..... 1959-1962
 Fullum, Terrence..... 2011-14
 Fulton, Scott..... 1998-2001
 Frye, James Marion, Jr..... 1952

G

Gabrels, Jason..... 1992-1995
 Gagghano, Francis X..... 1958
 Gallighugh, Dan..... 1978-1981
 Garcia, Jocko..... 1973-1974
 Garcia, Walter T..... 1951-1954
 Gardner, Charles..... 1881
 Garnett, Rueben..... 1881
 Garrett, E. Edwin..... 1887-1888
 Gaskins, Kendall..... 2009-2012
 Gasser, George..... 1943
 Gaston, Fernando..... 2014
 Gavlick, John F..... 1951-1954
 Gay, Jim..... 1978-1981
 Gaylord, William..... 1935
 Gaymon, Jamie..... 1995-1997
 Gee, Alex..... 2012-13
 Geoffroy, Ray..... 1991-1994
 George, John..... 1910, 1912-1913
 Gerdon, Steve..... 1980-1981
 Gerson, Jacob..... 2011
 Gibson, Frederick..... 1918
 Gibson, William..... 1925
 Gilchrist, Pat..... 1994-1995
 Giles, David..... 1997-2001
 Gill, Pettus..... 1911
 Gill, Ray..... 1985
 Gill, Robert..... 1940-1942
 Gill, Spencer..... 1909
 Gillespie, Kim..... 1982
 Gillette, Walker..... 1967-1969
 Gilliam, Ken..... 1977-1978
 Gilliam, Herbert..... 1910
 Gilliam, R.W., Jr..... 1901-1902
 Giska, Jason..... 1994-1997
 Gleason, John..... 1942
 Glenn, Maurice..... 1991-1994
 Goad, Mike..... 2009
 Goddard, Deashawn..... 1998-2002
 Godsey, J. Cornelius..... 1934-1936
 Goetz, Eric..... 1985
 Goff, Ronnie..... 1966
 Goloboski, Adam..... 2003-2006
 Gonet, Cole..... 2009-2012
 Goode, Eric..... 1994-1997
 Goode, Virgil..... 1924-1925
 Goodwin, Cary..... 1994-1997
 Gooch, Stanley..... 1905-1906
 Gordon, Milan..... 1987

Gordon, Ronnie..... 1963-1964
 Gore, Arthur..... 1936
 Goss, Frank..... 1899
 Gots, Ryan..... 2007-2011
 Gossett, Bruce..... 1963
 Gracia, David..... 2001-2004
 Gragnani, L.R..... 1945
 Graham, Ellison..... 1982-1983
 Graham, Joseph..... 1904
 Graham, Khalil..... 2005-2007
 Graham, Lyle..... 1934-1935
 Graham, Paul..... 1941-1942
 Graham, Tremayne..... 2007-2011
 Grahovac, Chad..... 1997-1998
 Granuzzo, Mike..... 1987
 Grant, Justin..... 2011-14
 Grant, Taylor..... 2011-2012
 Graves, Charles..... 1894
 Gray, Lance..... 2002-2006
 Gray Troy..... 1982-1984
 Gray, Tre..... 2007-2011
 Grayson, Kevin..... 2006-2009
 Greaser, Ray..... 1977
 Gredell, Jason..... 1991-1994
 Green, Jacobi..... 2012-14
 Greene, Guy..... 1979-1981
 Gregory, Donald R..... 1956
 Gregory, Greg..... 1977-1978
 Gregory, Kieran..... 2013-14
 Griffin, John..... 1940-1946
 Grigg, Percy..... 1923
 Grooms, Greg..... 1985
 Gromin, John..... 2001-2005
 Grove, William..... 1891-92, 94
 Grubbs, Ronnie..... 1963-1964
 Gulick, Russell..... 1946
 Gulli, Jr., Joe..... 2013
 Gund, Austin..... 2011-14
 Gunter, B.T., Jr..... 1885-1887, 1890
 Gunter, W. Fred..... 1881-1884
 Gunther, E. Douglas..... 1927-1929
 Gustus, Sean..... 1998-2001
 Guy, Luther..... 1909

H

Haddock, Edward..... 1933
 Haggerty, Bob..... 1965-1966
 Hairfield, Wade..... 1973-1975
 Hale, Matt..... 2004-2006
 Haley, Littleberry, Jr..... 1883-1885
 Hall, Arthur..... 1898
 Hall, Chuck..... 1969-1970
 Hallinan, Robert D..... 1952-1954
 Hamilton, Darryl..... 2008-2012
 Hamilton, Jerome..... 1944
 Hamlin, Jeremiah..... 2014
 Handy, S. Speiden..... 1887-1889
 Hanes, Fred..... 1998-2001
 Hanson, Jeff..... 1969-1970
 Hardy, Brad..... 1983-1984
 Hargrove, Jeremiah..... 2003-2004
 Hargrove, Marvin..... 1986-1989
 Harper, Randy..... 1984
 Harrington, Ames..... 1936
 Harris, Andrew..... 2003-2007
 Harris, Ashbury..... 1911
 Harris, Bill..... 1972
 Harris, Brantley..... 1988-1989
 Harris, Campbell..... 1944
 Harris, George..... 1892-1893
 Harris, H. Herbert, Jr..... 1882-1886
 Harris, William..... 1880-1885
 Harrison, Edmund, Jr..... 1891-1892
 Harrison, Roger..... 1891-1894
 Harrison, Surry..... 1943
 Hart, Alan..... 1912-1913
 Hassell, Doug..... 1970
 Hasty, Greg..... 1982-1984
 Hatcher, Derek..... 2005-2009
 Hatcher, Eldridge..... 1884-1885
 Haught, Denver..... 1993-1994
 Hawley, Rex..... 1986-1989
 Hayden, Josh..... 1995-1998
 Hayes, Warren..... 1963
 Haynes, Jerry..... 1969-1971
 Haynie, Dave..... 1976-1977
 Hayo, Bill..... 1965
 Hazen, Charles..... 1882, 1889, 1892, 1894
 Hazlett, Albert..... 1909
 Heath, Charles M..... 1949-1950
 Healy, Will..... 2004-2008
 Hedgepeth, Todd..... 1984-1986
 Heffernan, Jim..... 1942
 Heggie, Brook..... 1994-1997
 Helkowski, D.J..... 2014
 Helsel, Mike..... 1993
 Helton, Trae..... 2004
 Helvin, Jim..... 1961-1962

I

Ignatius, Milt..... 1970-1971
 Imbornone, Elio..... 1994-1997
 Imobisa, Irabor..... 2011
 Ireland, Michael..... 2005-2009
 Irvin, Dick..... 1967-1969
 Irvin, Mike..... 1980-1981

J

Jackson, Buster..... 1974-1977
 Jackson, Corey..... 2007-2011
 Jackson, Kevin..... 1981-1982
 Jacob, Stephon..... 2014
 Jacobs, Alexander..... 1940, 1942
 Jacobs, Bud..... 1973
 Jaffee, Harry..... 1935
 James, Chris..... 2008-2009
 Janney, Mac..... 1996-2000
 Janney, Philip..... 2000-2003

Henderson, Jack..... 2013-14
 Henderson, Mike..... 1990-1993
 Henderson, Robert..... 1916
 Henkes, Stephen..... 1947-1948
 Henley, Gilbert..... 1945
 Henrietta, Jack..... 1984-1986
 Henry, James..... 1930-1931
 Henry, John..... 1983-1986
 Hensley, David..... 1946, 1948-1949
 Herbert, Kyle..... 1993
 Herlocker, David..... 2012-14
 Herock, Shaun..... 1990-1993
 Hess, Josh..... 2012-14
 Hews, Will..... 2003-2004
 Hicks, Nick..... 2008-2012
 Higgason, Edgar..... 1894-1895
 High, Caleb..... 2011-14
 Hightower, Tim..... 2004-2007
 Hill, Albert..... 1883-1886
 Hill, Harold..... 1996-2000
 Hill, Jason..... 1997-2001
 Hill, Z.Y..... 1926-1927
 Hillegeist, Donald A..... 1955-1956
 Hilton, John..... 1961-1963
 Hingst, Gannon..... 2014
 Hingst, Gary..... 1985-1987
 Hinshaw, Remington..... 2011-2012
 Hite, Doug..... 1984-1985
 Hodge, Selton..... 2012-14
 Hodges, George..... 1946-1947
 Hodges, Yewell..... 1921-1922
 Hodsdon, Dick..... 1963-1964
 Hofbauer, John..... 1946-1948
 Hoffman, James E..... 1955-1957
 Hogan, Terry..... 1971-1972
 Hohmann, Cornelius E..... 1947-1950
 Holladay, William..... 1929
 Holloway, Nick..... 2013-14
 Holly, Danny..... 1982-1985
 Holmes, DeShawn..... 2010-14
 Holtorf, Brian..... 1994-1996
 Hood, Norman E..... 1952-1954
 Hoover, Milton..... 1889-1893
 Hope, George..... 1931-1933
 Hopkins, Eric..... 1987-1990
 Horne, Mike..... 1972-1975
 Horner, Kyle..... 1989-1990
 Horsley, Bert..... 1996-1999
 Horton, David..... 2005-2009
 Hoskins, Stuart..... 1937-1939
 House, John C., Jr..... 1949
 Houston, Jason..... 1999-2003
 Howard, Andrew..... 2006-2009
 Howard, Omar..... 2012-14
 Howe, Murrell..... 1934-1935
 Howell, Doug..... 2008-2012
 Howell, Frank..... 2008-2011
 Howell, Stephen..... 2003-2007
 Howell, William K..... 1950-1952
 Hubbell, Jay..... 1904
 Huddleston, Mike..... 1976
 Hudgins, Robert..... 1900-1902
 Hudgins, Edward..... 1901-1904
 Huff, Francis..... 1918
 Huffman, Dick..... 1960
 Hughes, Todd..... 2001
 Huimes, Bobby..... 2002-2004
 Humbert, Dick..... 1938-1940
 Humphries, Ural..... 1933-1934
 Hundley, Henry..... 1886-1887
 Hunt, John..... 1945
 Hunter, Darren..... 2000
 Hurlburt, Chris..... 2008-2009
 Hurley, John..... 1975
 Hurt, G. William..... 1881-1882
 Hutchinson, Francis..... 1912-1914

Hunter, Darren..... 2000
 Hurlburt, Chris..... 2008-2009
 Hurley, John..... 1975
 Hurt, G. William..... 1881-1882
 Hutchinson, Francis..... 1912-1914

K

Kamin, Will..... 2009-2012
 Kanto, Dritte..... 1989-1991
 Kapusky, Albert J..... 1952
 Karkutt, Jeff..... 1983-1986
 Karvala, Chris..... 1987-1988
 Kasarda, Bruce..... 1968-1970
 Kassebaum, Matthew..... 2013-14
 Katz, Howard..... 1945
 Katz, Maxwell..... 1940-1942
 Kaufman, John..... 1897
 Kaufman, Sam..... 1995-1998
 Kauffman, Jim..... 1982
 Kay, Craig..... 1983
 Kaye, Jason..... 1999
 Keating, Ben..... 2006, 2008-2009
 Keel, Jeff..... 1987-1988
 Kees, Danny..... 1982-1983
 Kelley, Brendon..... 1993
 Kelley, Charles..... 1948-1951
 Kelly, Evan..... 2010-14
 Kelly, Pat..... 1971-1973
 Kelly, Ray..... 1976-1977
 Kelly, Sean..... 2002-2006
 Kellum, Joe..... 1967
 Kennedy, Jack..... 1936-1938
 Kenney, J. Walter..... 1903
 Kennon, Charlie..... 1990
 Kerfoot, A.M..... 1901
 Kerfoot, Daniel..... 1883-1884
 Kerfoot, Franklin..... 1901
 Kern, Cleveland..... 1935
 Kershaw, Arthur..... 1909
 Kessel, Joe..... 1961-1962
 Kesserling, Randy..... 1990
 Keville, Clarence H..... 1952-1955
 Keyser, Charles..... 1894-1895
 Kick, Francis..... 1951
 Kidd, Gates..... 1917, 1919
 Kielpinski, Leonard..... 1935-1937

Jarrett, Edwin..... 1944
 Jasaitis, Victor..... 1947
 Jeffers, William..... 1945
 Jefferson, Curtis..... 1987-1990
 Jenkins, Ricky..... 1977-1979
 Jennings, Jarvis..... 1981-1982
 Jeter, Bobby..... 1989-1990
 Jeter, Charles..... 1930-1931
 Johns, George Gerard..... 1951-1952
 Johnson, Bobby..... 1945-1947
 Johnson, Brad..... 1983
 Johnson, Clement..... 2000-2004
 Johnson, Edward..... 1942
 Johnson, Eric..... 1989-1992
 Johnson, Frank..... 1887-1890
 Johnson, Henry..... 1921-1923
 Johnson, Jackie..... 1976
 Johnson, J. Newton..... 1888-1889
 Johnson, James..... 1942-1944
 Johnson, John W..... 1909-1910, 1912
 Johnson, Karl..... 1990
 Johnson, Tommy..... 1966-1967
 Jones, Art..... 1938-1940
 Jones, Arthur..... 1905
 Jones, Barry..... 1966
 Jones, Callom, Jr..... 1907
 Jones, Catesby..... 1913
 Jones, Chapman..... 1888-1889
 Jones, David..... 2012-14
 Jones, Dinky..... 1973-1974
 Jones, Dwaune..... 1995-1999
 Jones, Frank..... 1963-1979
 Jones, Frederick..... 1908-1910, 1912
 Jones, Harvey..... 1976-1977
 Jones, Hayden..... 1888-1889
 Jone, Jack H..... 1946-1947
 Jones, James S..... 1907-1908
 Jones, Jay..... 1971-1973
 Jones, Johnny..... 1973-1975
 Jones, Kieno..... 2012-14
 Jones, Lamont..... 2001-2004
 Jones, M. Ashby..... 1886
 Jones, Stan..... 1979-1982
 Jones, Trevor..... 2011-14
 Jones, Waverley..... 1918-1922
 Joliff, James..... 1916
 Jordan, Brian..... 1986-1988
 Jordan, Jariel..... 2014
 Jordan, Jimmy..... 1978-1981
 Jordi, Brandon..... 2013
 Josefowicz, Joseph..... 1945
 Joseph, Evan..... 2008-2010
 Josten, Pete..... 1935
 Joyce, Harold..... 1931, 1933
 Joyce, Matt..... 1990-1993
 Joyner, Joseph..... 1891
 Judge, Dan..... 2009

Jordan, Brian..... 1986-1988
 Jordan, Jariel..... 2014
 Jordan, Jimmy..... 1978-1981
 Jordi, Brandon..... 2013
 Josefowicz, Joseph..... 1945
 Joseph, Evan..... 2008-2010
 Josten, Pete..... 1935
 Joyce, Harold..... 1931, 1933
 Joyce, Matt..... 1990-1993
 Joyner, Joseph..... 1891
 Judge, Dan..... 2009

Kamin, Will..... 2009-2012
 Kanto, Dritte..... 1989-1991
 Kapusky, Albert J..... 1952
 Karkutt, Jeff..... 1983-1986
 Karvala, Chris..... 1987-1988
 Kasarda, Bruce..... 1968-1970
 Kassebaum, Matthew..... 2013-14
 Katz, Howard..... 1945
 Katz, Maxwell..... 1940-1942
 Kaufman, John..... 1897
 Kaufman, Sam..... 1995-1998
 Kauffman, Jim..... 1982
 Kay, Craig..... 1983
 Kaye, Jason..... 1999
 Keating, Ben..... 2006, 2008-2009
 Keel, Jeff..... 1987-1988
 Kees, Danny..... 1982-1983
 Kelley, Brendon..... 1993
 Kelley, Charles..... 1948-1951
 Kelly, Evan..... 2010-14
 Kelly, Pat..... 1971-1973
 Kelly, Ray..... 1976-1977
 Kelly, Sean..... 2002-2006
 Kellum, Joe..... 1967
 Kennedy, Jack..... 1936-1938
 Kenney, J. Walter..... 1903
 Kennon, Charlie..... 1990
 Kerfoot, A.M..... 1901
 Kerfoot, Daniel..... 1883-1884
 Kerfoot, Franklin..... 1901
 Kern, Cleveland..... 1935
 Kershaw, Arthur..... 1909
 Kessel, Joe..... 1961-1962
 Kesserling, Randy..... 1990
 Keville, Clarence H..... 1952-1955
 Keyser, Charles..... 1894-1895
 Kick, Francis..... 1951
 Kidd, Gates..... 1917, 1919
 Kielpinski, Leonard..... 1935-1937

Kienzle, Randy..... 1983-1984
 Kilpatrick, Robert..... 1944
 Kincannon, Charles..... 1888-1889
 King, Eric..... 1994-1998
 King, Joseph..... 1881
 King, Waverly..... 1913
 Kipps, Rex..... 1975-1976
 Kirchner, Doug..... 1999-2002
 Kirchoff, Tyler..... 2006-2009
 Kivett, Noah..... 2002
 Kizzar, Don..... 1972-1973
 Klaren, Bob..... 1978
 Klevesahl, Albert..... 1918-1921
 Klevesahl, Raymond..... 1913
 Kliebert, Patrick..... 2013-14
 Knick, Raymond L..... 1951-1953
 Knight, Harry..... 1972-1974
 Kobilschke, Frank..... 1975
 Kohl, Billy..... 1980-1982
 Kolcum, John..... 1944
 Kolumber, Chad..... 2012-14
 Kondrossy, Chris..... 2005-2009
 Korneyag, Demetri..... 1975-1977
 Korneyag, McKinsey..... 2006
 Koster, Bernard..... 1918
 Koukaules, George..... 1945
 Krainock, Steve..... 1980-1981
 Kranitzky, George..... 1944
 Kreilis, Ed..... 1974-1976
 Kressler, Kirk..... 1962-1963
 Krimm, Ken..... 1964-1965
 Kroger, Joe..... 1977-1978
 Krumel, Glenn L..... 1951
 Kullaf, Ed..... 1963-1964
 Kupchak, Kyle..... 1999-2003
 Kuyk, Goodwyn..... 1916-1917

L

Lachenmayer, Drew..... 2006-2009
 Lacy, George Byron..... 1933-1935
 Laing, Jack..... 1956
 Laird, Edmund..... 1890
 Lamberti, Pat..... 1955-1957
 Lambie, Glenn..... 1990-1991
 Landers, Okey M., Jr..... 1952
 Landess, Joey..... 2010-14
 Landis, Gerald W..... 1956-1958
 Lane, James Lester..... 1919
 Lane, Teryle..... 1988
 Lankford, Arthur..... 1907-1908
 Lankford, Burnley..... 1897-1898
 Lankford, Livius, Jr..... 1910-1911
 Lankford, Menalucus..... 1900-1903
 La Luna, George..... 1942, 1946-1947
 Landrum, John..... 1927-29, 1931
 Lansdale, John E..... 1967-1971
 Latham, Graham..... 2014
 Laub, John..... 2008-2012
 Lauletta, Kyle..... 2013-14
 Laurinaitis, Francis..... 1941-1942, 1946
 Lawler, Courtney..... 1941-1943
 Lawless, W.P..... 1936-1938
 Lee, Antione..... 1992-1995
 Lee, George Meade..... 1929-1931
 Lee, Kenneth..... 1926
 Lehatto, Andy..... 2003-2006
 Lehner, Evan..... 2004-2008
 Leibrand, Bryan..... 1992-1995
 Lemon, Charles W..... 1893
 Lenon, Paris..... 1995-1999
 Lesho, Jack..... 1975
 Lester, Hardy..... 2013
 Lester, Steve..... 1982-1983
 Leverton, Roger..... 1932-1934
 Lewandoski, David..... 1996-2000
 Lewis, Dan..... 2008-2009
 Lewis, William F..... 1886
 Liebich, Wayne A..... 1952-1954
 Light, Alex..... 2014
 Lilly, Greg..... 1990-1993
 Lilly, Matt..... 1993-1996
 Lilly, Tim..... 1996-1999
 Lilly, Trip..... 1993
 Lindjhem, C.J..... 1991-1994
 Lindner, Dave..... 1976-1978
 Lindsey, Donnie..... 1999
 Lineberry, Berlin, Jr..... 1945
 Linn, Jan..... 1963-1965
 Little, Lewis..... 2000-2004
 Livesay, Gerald..... 1961-1962
 Livesay, Jim..... 1968-1970
 Lloyd, John E..... 1892-1893
 Lloyd, Lynton B..... 1894-1895
 Lockett, Robert E..... 1893
 Logan, John, Jr..... 1914
 Logan, Sherman..... 2003-2008
 Loehr, Paul M..... 1951
 Lofstead, Gerald..... 1961-1962

ALL-TIME ROSTER

Shealy, Lance 1985-1988
 Shelton, Mark 1971-1973
 Shelton, Marshall 1977-1978
 Shepherd, Clyde 1916-1919
 Sheranek, John 1961-1962
 Sheridan, Joseph P. 1951-1952
 Shields, Arman 2003-2007
 Shields, Brian 1983-1986
 Shields, Chris 2007-2009
 Shields, Will 2009
 Shifflet, Tommy 1971-1973
 Shoemaker, Ralph B. 1950
 Shoop, Jordan 2006-2009
 Short, James 1977-1979
 Shotwell, Larry 1965
 Sibold, Robert N. 1925-1927
 Sidbury, Lawrence Jr. 2004-2008
 Siddel, Charles 1935-1937
 Sigut, Brad 1990
 Silva, Michael 2006-2009
 Silver, Tim 2003-2008
 Silvi, Bill 1962-1963
 Simpson, Hervey P. 1917
 Sinar, Edward S. 1937-1939
 Sink, Stuart 1989-1990
 Sipe, James R. 1950-1951
 Sizer, Houston 1941-1942, 1946
 Sizer, Robert Lee 1957-1959
 Skinner, Mark 1969
 Slade, Jermaine 1998-2002
 Slater, Andrew 1996
 Slaydon, Claude A. 1931-1933
 Smaugh, J'Nnamdi 2006-2009
 Smelser, Mike 1962-1963
 Smith, Aaron 1984-1985
 Smith, Alfred Tate 1909-1910
 Smith, Barty 1971-1973
 Smith, Cornelius 2002-2005
 Smith, Hiram M., Jr. 1901-1903
 Smith, James 1988-1990
 Smith, Jovan 2009-2012
 Smith, Marvin 1974
 Smith, Melvin 1979-1982
 Smith, Pete 1979-1981
 Smith, Preston 1979
 Smith, Rashad 1999-2003
 Smith, Ronnie 1963
 Smith, Ronnie 1968-1970
 Smith, Terry 1964
 Smith, William R.L., Jr. 1907-1908
 Snead, Burwell C. 1903-1906
 Snead, E. Hobson 1919-1922
 Snead, Jeff 1988
 Sneath, Austin 2009
 Snider, Matt 1994-1998
 Solomon, Bob 1964
 Sommers, Bill 1962
 Sorrells, Steve 1995-1998
 Sousa, Peter 1995-1997
 Southern, Frank G. 1908
 Sowell, Sidney 1899
 Sowder, Dave 1974
 Soweita, Rick 1973-1976
 Sowers, John S. 1886-1887
 Sparks, Walt 2010-2013
 Spear, Tony 1995
 Spears, George H. 1936-38
 Speir, Mark 2009-2013
 Spencer, Burley 1919
 Spencer, Howard C. 1917
 Spencer, Reid Madison . 1943, 1946-1947
 Speros, Chris 2009-2013
 Speros, Jimmy 2009-2013
 Spiers, John A. 1936
 Spillman, Moffett 1902-1903
 Spinner, Bryson 2003
 Spinner, Tyree 2002-2003
 Sponsler, Harold J. 1949
 Spraker, Josh 1998-2001
 Spriggs, Tim 1977-1979
 Springer, Jason 1993
 Springer, Troy 2014
 Squire, John Ernest 1930
 Sswak, Stephen 1947
 St. Clair, Nelson, Jr. 1955-1957
 Stanton, Rob 2006
 Starke, Billy 1981-1984
 Starr, Mark 1977-1979
 Stasolla, Patrick 1984-1985
 Stearnes, Ovrn Lewis 1881-1885
 Stearns, Romer C. 1882-1884
 Stein, Matt 2003-2006
 Steinmuller, Louis A. 1923
 Stergar, Gary 1982-1985
 Stevens, Alex 1995-1998
 Stevenson, Stevie 1959-1962
 Stewart, Joe 2004-2008
 Stewart, Troy 1990-1993

Still, Ken 1980-1981
 Stitt, Brian 2002
 Stofflet, Doug 1995-1997
 Stone, Samuel M. 1897-1899
 Stoneburner, John M. 1944-1945
 Stoneburner, R.G. 1936
 Stoudt, Derek 2003-2007
 Stoudt, Earl 1958-1960
 Stoudt, Kenny 1962-1963
 St. Pierre, Bobby 1993-1995
 Stockunas, Brain 1997-2000
 Strahensky, Jon 1991-1994
 Straughan, Joe M. 1937
 Strauss, Michael 2011-14
 Streater, Rahmaan 1994-1997
 Strickland, W.D. 1964
 Stringfellow, Ewing P. 1906-1909
 Stringfellow, James L. 1908
 Stromick, Joe 1962-1963
 Strong, James D. 1931-1933
 Sullivan, Robert 1956-1959
 Sullivan, Russell 1997-2000
 Sullivan, Tyler 2006-2009
 Surface, Henry H. 1918
 Sutherland, Leroy 1902-1904
 Sutherland, Sidney 1909-1910
 Suttenden, Charlie M. 1944-1948
 Sutton, Clay 2004
 Stottlemeyer, Rich 1979-1981
 Sutton, James H. 1934-1935
 Sweeney, Brian 2005-2006
 Sweeney, Robert 1988
 Sweeney, Ryan 2007-2010
 Swenson, Andrew 2001
 Sylvester, Dave 1975
 Synan, Todd 2001-02
 Szetela, Bob 1968-1969

T

Tabb, B. West 1899-1900
 Takas, Jordan 1996-1999
 Talley, Warren W. 1881-1883
 Tallman, Andrew 2011-14
 Tapp, Stephen 2013-14
 Tarasovic, George 1983-1985
 Tarquinio, Adrian 1993
 Tate, Chris 1984-1986
 Tate, Ray 1964-1965
 Taylor, Charles T. 1889
 Taylor, Cooper 2011-2012
 Taylor, Euburn 1986-1988
 Taylor, Ken 1970-1972
 Taylor, Dave 1976-1977
 Taylor, George 1917-1918
 Taylor, Henry 1909-1911
 Teehey, Joe 1959-1960
 Templeton, Dave 1975
 Tenore, Bartholomew 1935
 Teufel, Ben 2001-2005
 Thacker, James F. 1956
 Thacker, Tim 1976-1977
 Thacker, Maurice W. 1952-1954
 Thacker, William, Jr. 1951-1954
 Thalacker, David 1990-1993
 Thalman, Robert J. 1946
 Thayer, Louis Ray 1949-1950
 Theodore, Thomas G. 1952-1955
 Thieret, Joe 2009
 Thomas, Albert Lee, Jr. 1950-1952
 Thomas, Andrew J. 1917
 Thomas, John L. 1949-1950
 Thomas, Maurice W. 1888-1889
 Thomas, Tim 2012-14
 Thompson, Brent 1978
 Thompson, Claiborne 1919
 Thompson, Don 1960-1961
 Thompson, Frank 1946-1947
 Thompson, Jon 2009-2010
 Thompson, Mark 1998-2002
 Thornhill, Doug 2001-2003
 Thraves, Oscar R. 1904-1907
 Thraves, William 1897-1898, 1901
 Throckmorton, Luther . 1905-1906, 1911
 Tibbs, Dashon 2013-14
 Tiller, Robert P. 1949
 Tilman, John 1906-1907
 Timberlake, Marion 1946
 Tobias, Arthur Lois 1935
 Todd, Richard L. 1935-1936
 Todd, Thomas D. 1934-1936
 Toibin, Brendan 1982-1985
 Tolhurst, Ryan 1997-2001
 Toombs, Fred S. 1902-1903
 Tosh, Wayne 1968-1970
 Towill, Thurman B. 1919-1922
 Townsend, Roth 1995-1998
 Trau, Griffin 2014
 Trimmer, James M. 1925-1926

Trolan, Douglas M. 1926
 Trumbo, Charles G. 1888-1890
 Tryck, Drew 1971-1973
 Truys, Andrew 2009-2013
 Tuck, Parker 1953-1955
 Tucker, Leon 1983-1986
 Tuft, Brian 1986
 Tully, Chris 1967-1969
 Turchetta, Pat 1947
 Turnachik, James E. 2010-2011
 Turner, Garrett 1948
 Turner, Harry 1892-1893
 Turner, Joseph A. 2005-2009
 Turner, Pierre 1977-1979
 Turner, TyRonne 1996-2000
 Tutt, Stacy 1911
 Tuttle, Barblitt M. 1977-1979
 Tweedy, John 1909-1911
 Tyler, Dorsey G. 1950-1952
 Tyler, Robert B. 1968-1969
 Tysinger, Charlie 1995-1996
 Tyson, Jamie 1968

U

Ulloa, Rene 1982-1984
 Umansky, Dave 1934-1935
 Underwood, Oma 1969-1970
 Usher, Mike 1977
 Ussery, Ben 1968

V

Valentine, Mann S., Jr. 1899
 Van Buskirk, Bruce 1937-1939
 Van Galde, Gene 1967
 Van Hooser, Jon 1988
 Vann, Brent 1959-1960
 Vass, John P., Jr. 1957-1958
 Vaughn, Frederick 1933-1935
 Vaughn, Josh 2005-2008
 Vaughn, Robert 1934-1936
 Vecchio, Frank A. 1957-1958
 Velardo, Nick 2012-14
 Venable, Gary 1980-1981
 Venable, Tim 1979-1981
 Veney, Torrey 1994-1998
 Ventura, Bill 1961-1962
 Ventura, Bill 1991
 Venuti, Brian 1995-1996
 Vergos, Nicholas 2012-14
 Versprille, Jacob P. 1945
 Via, William 1935-1937
 Vick, Peter 2002-2004
 Vitsky, Meyer 1924-1925
 Von Schuch, Ben 1999-2003

W

Wacker, Louis A. 1952-54-55
 Wagner, David C. 1956-1957
 Wagner, Ty 1905-1907
 Waite, George T. 1975-1976
 Waldrop, Keith 1944
 Walker, Robert C. 1953
 Walker, Robert L. 2013-14
 Waller, Terry 1980-1982
 Walton, Chalmers 1934-1936
 Ward, Eric 2005-2009
 Warren, Connor 2013
 Warren, Lewis B. 1891
 Warren, Terry 1988-1990
 Warren, Travis 2004-2007
 Washington, Phil 1999
 Watkins, Cecil Jere 1949
 Watkins, Norman 1971
 Watson, J.J. 1898
 Watson, Lewis 2003
 Watson, Seth 1995
 Webb, Tyler 2003-2005, 2006
 Webb, Wilbur 1906
 Weber, Mitchell 1970-1974
 Webster, James B. 1901-1904
 Weigand, Brett 2007-2009
 Weldon, Patrick 2006-2009
 Weninger, Ryan 1995-1996
 Wenk, Scott 1989-1993
 Werle, Allan 1973-1976
 Wershbaile, Bob 1993
 West, James C. 1933-1934
 West, Michael W. 1934-1936
 West, Randy 2000-2002
 West, T. Leigh 1881
 West, William 1889-1890
 Westervelt, Kevin 2007-2009
 Westfall, Hunter 2011-14
 Whalen, Russel M. 1930-1931
 Whittaker, Derek 1989-1992
 White, Bob 1965
 White, Clayton 1979-1982

White, Leroy 1927-1928
 White, Mike 1994-1997
 White, Montel 2010-2013
 White, Roy 1895-99-00
 White, Shawn 2004-2008
 White, Tom 1988-1991
 Whitehead, Joseph 1888-1889
 Whitehead, Winston 1967-1969
 Whitten, E.H. 1915-1917
 Whittet, Robert Jr. 1915-1917
 Wholey, Walter D. 1939-1941
 Wicker, J. Caldwell 1913-1916
 Wicker, John J., Jr. 1911-1914
 Wickes, Harry 1889-1890
 Wiggins, Chad 2014
 Wilborn, Field 1894-1895
 Wilbourne, Jack B. 1942-1947
 Wilbourne, Ken 1962
 Wilbur, Robert A. 1884-1885
 Wilcosz, Marion 1947-1950
 Wiley, Dennis 1966
 Wilong, Jonathan 1997-2001
 Wilkins, Garrett 2008-2009
 Wilkinson, Rafe 1983-1986
 Willard, Arthur 1967
 Williamowsky, Adam 1995-1998
 Williams, Carlyle 1945
 Williams, Courtney 1984-1987
 Williams, Jesse 1977-1979
 Williams, Joe 1981-1982
 Williams, Lee 2001-2003
 Williams, Price 1990-1993
 Williams, Robert E. 1901
 Williams, Robert L. 1897
 Williams, Seth 2005-2009
 Williams, Wilmer W. 1918
 Williamson, Justin 2011-14
 Willingham, Edward B. 1919
 Willis, George 1952
 Willis, John H. 1886
 Wills, D'Arcy 1998-2002
 Wills, Carl 1988-1989
 Wills, Davis B. 1893-95-96
 Wilson, Brent 2000
 Wilson, Harry 2001-2005
 Wilson, Jack A. 1955
 Wilson, Joe 1999-2003
 Wilson, Jon 1999-2003
 Wilson, Keith 1988
 Wilson, Todd 1989
 Wilson, W.R. 1912
 Witt, Dennis 1983
 Witt, Frederick Lee 1955-1957
 Winn, Russell Munford 1951
 Winston, Peter 1891
 Winston, Geddes 1892-1893
 Winston, Geddes H. 1892-1893
 Wirtz, Troy 1982
 Witham, Randy 1997-2001
 Wolan, Art 1947-1950
 Wolfe, Kevin 1978-1979
 Womack, Micah 2002-2005
 Wood, John G., Jr. 1944-1945
 Wood, Matthew L. 1881
 Woodfin, Paul Phillip 1903
 Woodie, Buddy 1969-1971
 Woods, Pete 1991-1993
 Woodson, Thomas 1888
 Woodward, Arthur 1899-1900
 Woodward, Tom 1996-1999
 Woolfolk, Clarence A. 1885
 Worrell, Danny 1980-1983
 Worth, Robin 1965-1967
 Wortham, Gary 2014
 Wright, Eric 2011-14
 Wright, George B. 1906-1908
 Wright, John S. 1903-1908
 Wright, John W. 1937
 Wyman, Seth 1995-1997
 Wynn, Kerry 2009-2013
 Wynn, Pierre 2008-2010
 Wyszocki, Bannon 1990

Z

Zawicki, Jeff 2006-2008
 Ziegler, William A. 1919-1922
 Zizac, John R. 1945-1948
 Zurich, Larry 1964-1965
 Zupicich, John Henry 1951-55-56
 Zydiak, Bob 1972

Y

Yaffa, Andy 1961
 Yaffa, Jack 1986-1988
 Yaffa, Sam 1995-1997
 Yagla, Tim 1918
 Yates, J.L. 2013-14
 Yoder, Peter 2004-2008
 York, Brooks 2000-2003
 Young, Danny 1881
 Young, G.W. 2014
 Young, Marius 2011-2013
 Young, Sedale 1996-1999
 Younger, James 1972-1974

Editor's Note:
 The preceding is a list of current and former University of Richmond football players dating from 1881-2014. If any names or dates have been omitted please contact the Athletic Public Relations office at (804) 287-6313 or by email at sburns2@richmond.edu.
 Thank you.